



Miami-Dade County Public Schools

Aventura City of Excellence Charter School (0950)

2016
2017

Charter School Annual Report

3333 N.E. 188 Street, Aventura, FL 33180
(305) 466-1499
Grades Served: K - 8
For more information:
<http://www.aventuracharter.org>
School Leader: Ms. Julie Alm
Contact Info: juliealm@dadeschools.net
Board Chair: Mr. Eric Soroka
Contact Info: esoroka@cityofaventura.com
Operator/ Management Organization:
Charter Schools USA
Initial School Year: 2002-2003
Title 1 Status: NO
Specialty Program: N/A

High Performing School Designation:

YES
Designation from the FLDOE based on school grades and results of annual financial audits.

Corrective Action Plan:

NO
A charter school is put on a corrective action plan for additional monitoring of academic, financial, or operational deficiencies.

Financial Emergency Status:

NO
A charter school is deemed in financial emergency status by the Commissioner of Education if it fails to make certain payments as outlined in state statute.

Accredited:

NO
AdvancEd is the primary accreditation agency for charter schools in Florida.

State Grade/ School Improvement Rating:

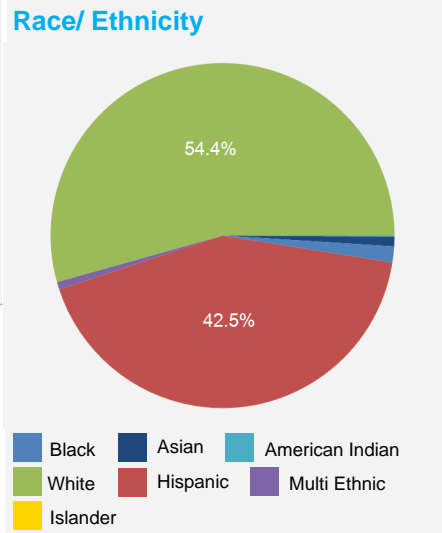
2016-2017	A
2015-2016	A
2014-2015	A

School grades are part of Florida's accountability system and based on student achievement, learning gains, graduation, acceleration success, and focusing on students who need the most support. School Improvement Ratings (SIRs) are calculated for alternative schools and exceptional student education centers that choose to receive a rating instead of a grade. Ratings are calculated based on learning gains.

Student Demographics:

Enrollment

2016-2017	1,022
2015-2016	1,020
2014-2015	1,008



Subgroups

Free/Reduced Price Lunch	0%
Students with Disabilities	4%
English Language Learners	11%
Gifted	18%

Gender

MALE	52%
FEMALE	48%

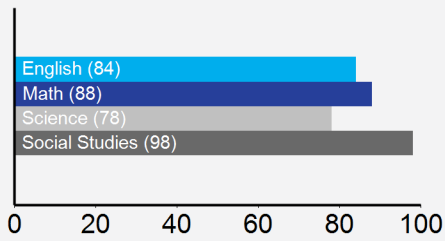
Board Members:

Name:	Title:
Enid Weisman	Vice Chair
Howard Weinberg	Member
Robert shelley	Member
Marc Narotsky	Member
Linda Marks	Member
Gladys Mezrahi	Member
Denise Landman	Member

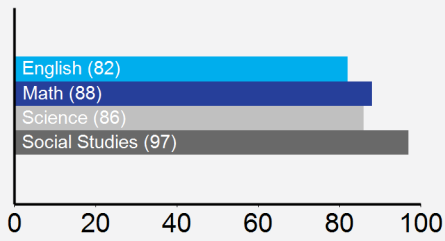
Academic Performance

Student Proficiency (%)

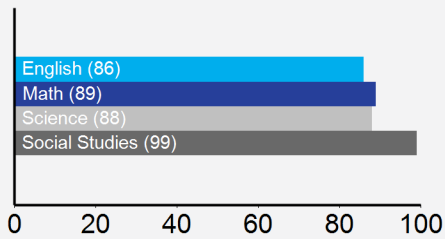
2016-2017



2015-2016

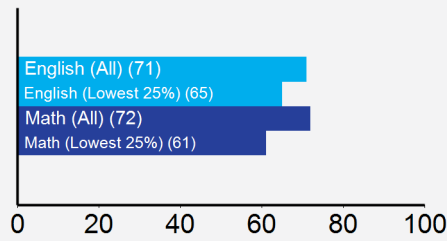


2014-2015

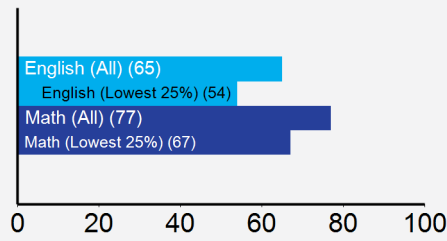


Learning Gains (%)

2016-2017



2015-2016

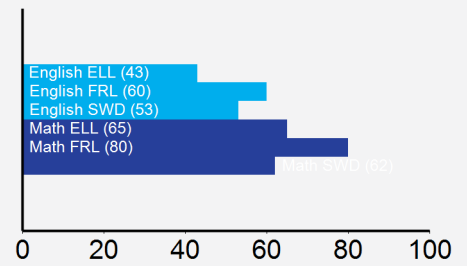


2014-2015

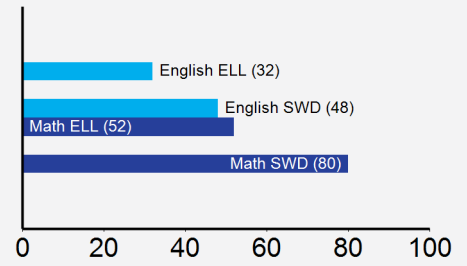
No Data Available

Subgroup Proficiency (%)

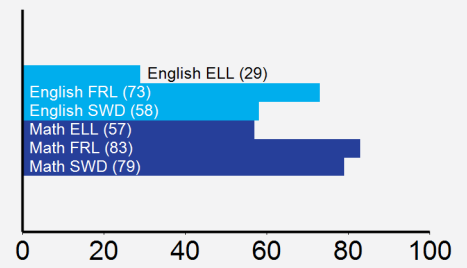
2016-2017



2015-2016



2014-2015



Graduation Rate:

N/A

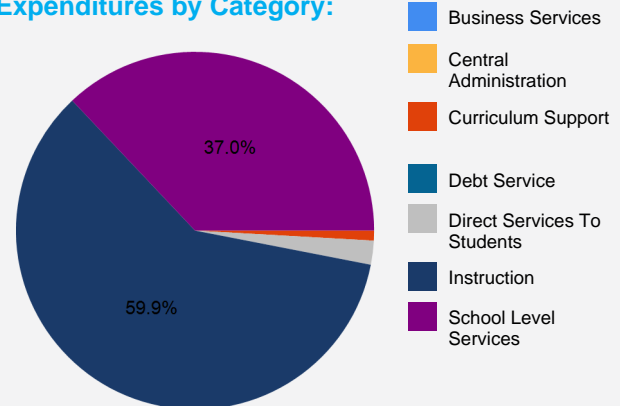
Operational Compliance

2016-2017	Compliant	The Compliance Rating is based on the timeliness and completeness of the school's compliance with the charter contract, certain local, state and federal legal requirements, and directives/regulations issued by the FLDOE or similar jurisdictional agencies as calculated by the District's online charter school compliance system.
2015-2016	Compliant	
2014-2015	Compliant	

Financial Performance

	2014-2015	2015-2016	2016-2017
Revenues	\$8,359,116	\$8,926,406	\$9,124,002
Expenditures	\$8,256,465	\$8,821,077	\$8,814,166
Fund Balance	\$2,052,321	\$2,157,650	\$2,467,486

Expenditures by Category:



This table shows how much money this charter school received and how much it spent in a given year. The fund balance is essentially what the school has in reserve. A negative fund balance indicates the school owes more than it has in reserve.