

Miami-Dade County Public Schools

Highly Inquisitive & Versatile Education (HIVE) (1014) 2016-2017

Charter School Annual Report

5855 N.W. 171 St., Miami FL 33015
 (305) 231-4888
Grades Served: K - 8
For more information:
<http://www.hiveprep.org>

School Leader: Mr. Carlos Gonzalez
Contact Info: gonzalez-carlos@dadeschools.net

Board Chair: Mr. Peter Ledesma
Contact Info: peter@aaasupply.com

Operator/ Management Organization:
 BridgeRock Education Corporation

Initial School Year: 2009-2010
Title 1 Status: YES
Specialty Program: STEM

High Performing School Designation:

YES
 Designation from the FLDOE based on school grades and results of annual financial audits.

Corrective Action Plan:

NO
 A charter school is put on a corrective action plan for additional monitoring of academic, financial, or operational deficiencies.

Financial Emergency Status:

NO
 A charter school is deemed in financial emergency status by the Commissioner of Education if it fails to make certain payments as outlined in state statute.

Accredited:

YES
 AdvancEd is the primary accreditation agency for charter schools in Florida.

State Grade/ School Improvement Rating:

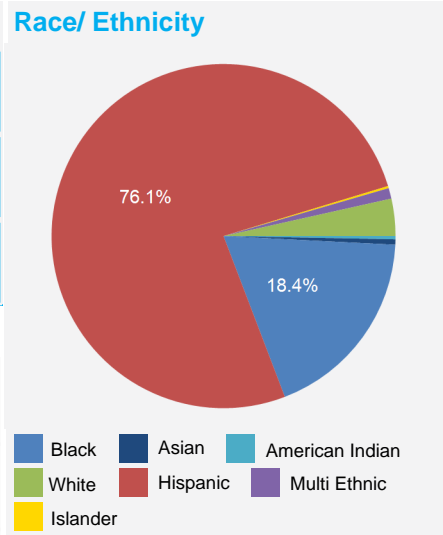
2016-2017	A
2015-2016	A
2014-2015	A

School grades are part of Florida's accountability system and based on student achievement, learning gains, graduation, acceleration success, and focusing on students who need the most support. School Improvement Ratings (SIRs) are calculated for alternative schools and exceptional student education centers that choose to receive a rating instead of a grade. Ratings are calculated based on learning gains.

Student Demographics:

Enrollment

2016-2017	577
2015-2016	577
2014-2015	552



Subgroups

Free/Reduced Price Lunch	78%
Students with Disabilities	4%
English Language Learners	18%
Gifted	0%

Gender

MALE	45%
FEMALE	55%

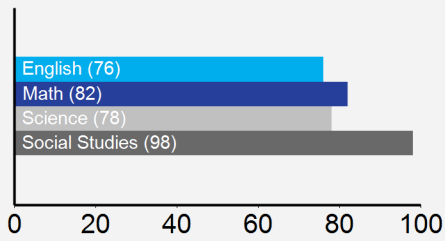
Board Members:

Name:	Title:
Ana Garcia-Becerra	Member
Victor Giorgini	Member
Joaquin Novoa	Secretary

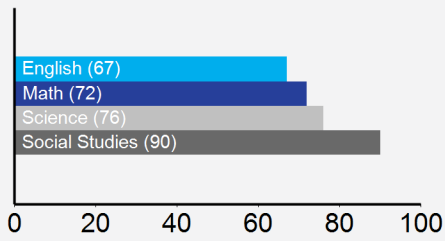
Academic Performance

Student Proficiency (%)

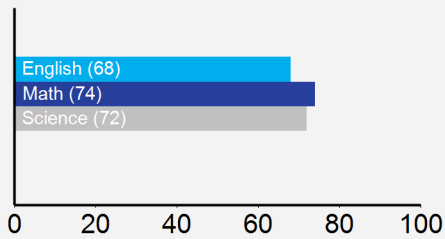
2016-2017



2015-2016

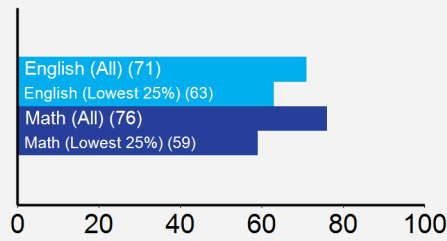


2014-2015

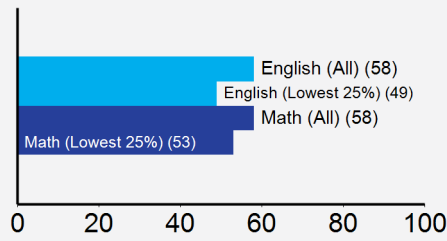


Learning Gains (%)

2016-2017



2015-2016




2014-2015

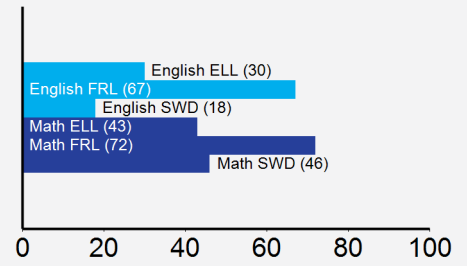
No Data Available

Subgroup Proficiency (%)

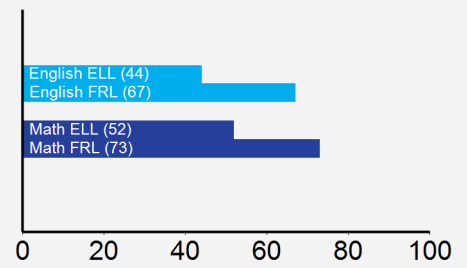
2016-2017



2015-2016



2014-2015



Graduation Rate:

N/A

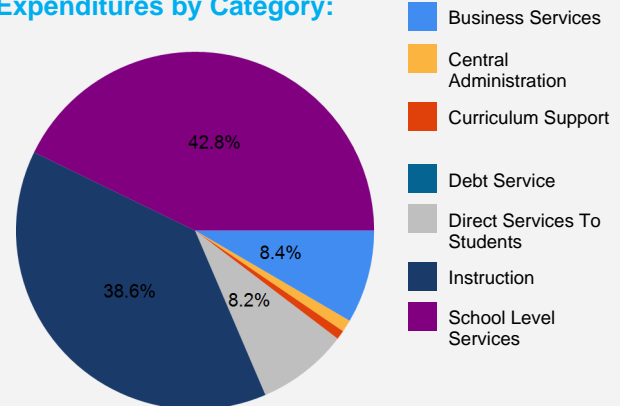
Operational Compliance

2016-2017	Partially Compliant	The Compliance Rating is based on the timeliness and completeness of the school's compliance with the charter contract, certain local, state and federal legal requirements, and directives/regulations issued by the FLDOE or similar jurisdictional agencies as calculated by the District's online charter school compliance system.
2015-2016	Non-compliant	
2014-2015	Partially Compliant	

Financial Performance

	2014-2015	2015-2016	2016-2017
Revenues	\$4,627,255	\$4,775,893	\$4,991,914
Expenditures	\$4,433,577	\$4,914,111	\$4,987,030
Fund Balance	\$663,006	\$747,097	\$763,096

Expenditures by Category:



This table shows how much money this charter school received and how much it spent in a given year. The fund balance is essentially what the school has in reserve. A negative fund balance indicates the school owes more than it has in reserve.