



Miami-Dade County Public Schools

South Florida Autism Charter School (1070) 2016 2017

Charter School Annual Report

18305 N.W. 75 Place, Hialeah, FL 33015
 (305) 823-2700
Grades Served: k - 12
For more information:
<http://www.sfacs.org>

School Leader: Dr. Tamara Moodie
Contact Info: drmoodie@dadeschools.net

Board Chair: Mr. Glenn R. Pierce
Contact Info: gpierce@turnerimpact.com

Operator/ Management Organization:
 District- Managed

Initial School Year: 2009-2010
Title 1 Status: NO
Specialty Program: Exceptional Education Center

High Performing School Designation:

N/A
 Designation from the FLDOE based on school grades and results of annual financial audits.

Corrective Action Plan:

NO
 A charter school is put on a corrective action plan for additional monitoring of academic, financial, or operational deficiencies.

Financial Emergency Status:

NO
 A charter school is deemed in financial emergency status by the Commissioner of Education if it fails to make certain payments as outlined in state statute.

Accredited:

NO
 AdvancEd is the primary accreditation agency for charter schools in Florida.

State Grade/ School Improvement Rating:

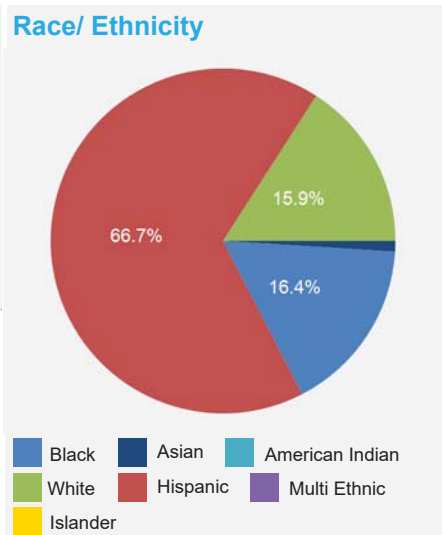
2016-2017	C
2015-2016	C
2014-2015	

School grades are part of Florida's accountability system and based on student achievement, learning gains, graduation, acceleration success, and focusing on students who need the most support. School Improvement Ratings (SIRs) are calculated for alternative schools and exceptional student education centers that choose to receive a rating instead of a grade. Ratings are calculated based on learning gains.

Student Demographics:

Enrollment

2016-2017	195
2015-2016	176
2014-2015	172



Subgroups

Free/Reduced Price Lunch	44%
Students with Disabilities	99%
English Language Learners	9%
Gifted	0%

Gender

MALE	84%
FEMALE	16%

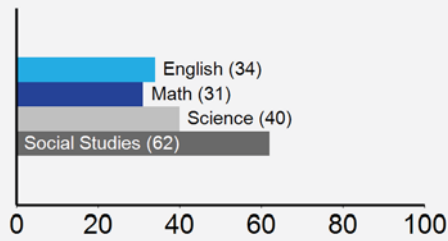
Board Members:

Name:	Title:
Robert Cambo	Treasurer
Yadira Martinez-Fernandez	Secretary
Carrie Landess	Member
Michael C. Marsh	Member
William "Max" Wyler	Member

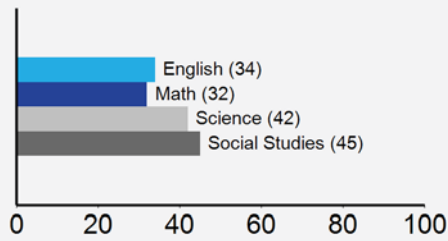
Academic Performance

Student Proficiency (%)

2016-2017



2015-2016

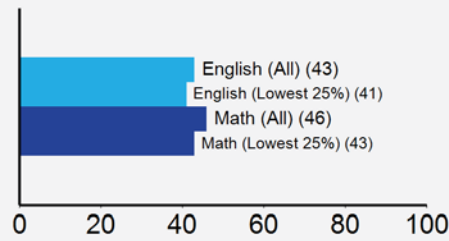


2014-2015

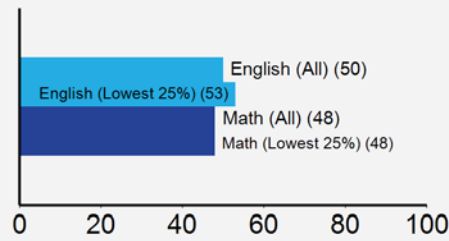
No Data Available

Learning Gains (%)

2016-2017



2015-2016



2014-2015

No Data Available

Subgroup Proficiency (%)

2016-2017

No Data Available

2015-2016

No Data Available

2014-2015

No Data Available

Graduation Rate:

N/A

Operational Compliance

2016-2017

Partially Compliant

2015-2016

Partially Compliant

2014-2015

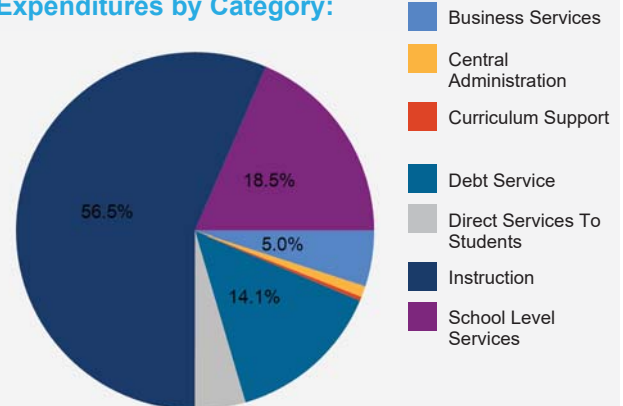
Partially Compliant

The Compliance Rating is based on the timeliness and completeness of the school's compliance with the charter contract, certain local, state and federal legal requirements, and directives/regulations issued by the FLDOE or similar jurisdictional agencies as calculated by the District's online charter school compliance system.

Financial Performance

	2014-2015	2015-2016	2016-2017
Revenues	\$3,796,996	\$4,224,915	\$4,490,191
Expenditures	\$3,471,281	\$5,870,419	\$4,259,265
Fund Balance	\$1,719,494	\$673,990	\$816,330

Expenditures by Category:



This table shows how much money this charter school received and how much it spent in a given year. The fund balance is essentially what the school has in reserve. A negative fund balance indicates the school owes more than it has in reserve.