

Miami-Dade County Public Schools

Downtown Doral Charter Elementary School (3002)

2016
2017

Charter School Annual Report

8390 N.W. 53rd Street, Miami, FL 33166
(305) 569-2223
Grades Served: PK - 5
For more information:
<http://www.ddces.org>

School Leader: Ms. Jeannette Acevedo-Isenberg
Contact Info:
jacevedoisenberg@dadeschools.net
Board Chair: Ms. Ana-Marie Codina-Barlick
Contact Info: ACodinaBarlick@codina.com
Operator/ Management Organization:
District- Managed

Initial School Year: 2015-2016
Title 1 Status: NO
Specialty Program: Foreign Language

High Performing School Designation:
NO
Designation from the FLDOE based on school grades and results of annual financial audits.

Corrective Action Plan:
NO
A charter school is put on a corrective action plan for additional monitoring of academic, financial, or operational deficiencies.

Financial Emergency Status:
NO
A charter school is deemed in financial emergency status by the Commissioner of Education if it fails to make certain payments as outlined in state statute.

Accredited:
NO
AdvancEd is the primary accreditation agency for charter schools in Florida.

State Grade/ School Improvement Rating:

2016-2017	A
2015-2016	A
2014-2015	

School grades are part of Florida's accountability system and based on student achievement, learning gains, graduation, acceleration success, and focusing on students who need the most support. School Improvement Ratings (SIRs) are calculated for alternative schools and exceptional student education centers that choose to receive a rating instead of a grade. Ratings are calculated based on learning gains.

Student Demographics:

Enrollment		Race/ Ethnicity	
2016-2017	610		
2015-2016	421		
2014-2015			
Subgroups		Gender	
Free/Reduced Price Lunch	24%	MALE	50%
Students with Disabilities	2%	FEMALE	50%
English Language Learners	31%		
Gifted	9%		

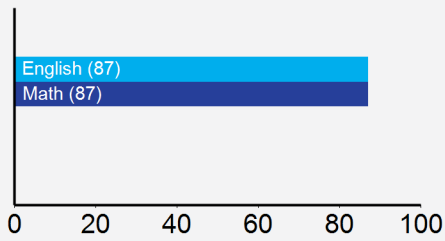
Board Members:

Name:	Title:
Johnny Winton	Vice President
Hal Eisenacher	Treasurer
Vera Hirsh	Secretary
Maria Llerena	Director

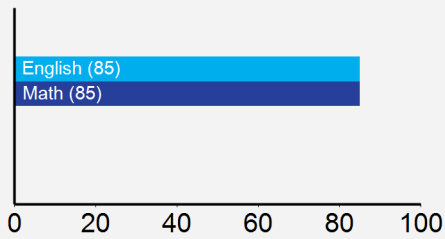
Academic Performance

Student Proficiency (%)

2016-2017



2015-2016

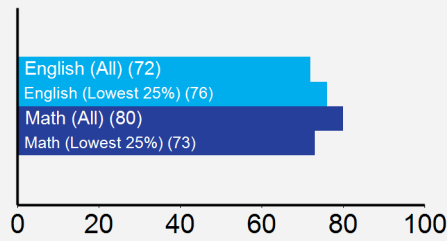


2014-2015

No Data Available

Learning Gains (%)

2016-2017



2015-2016

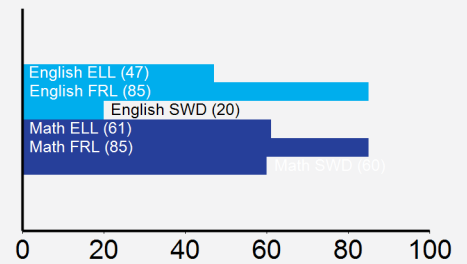
No Data Available

2014-2015

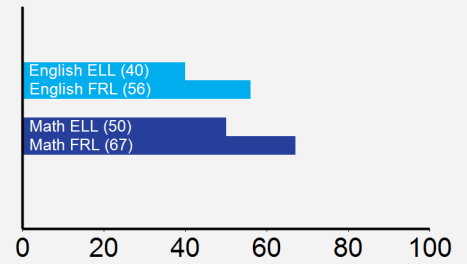
No Data Available

Subgroup Proficiency (%)

2016-2017



2015-2016



2014-2015

No Data Available

Graduation Rate:

N/A

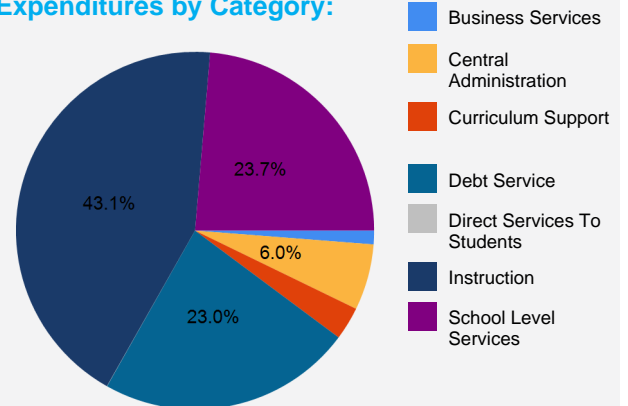
Operational Compliance

2016-2017	Compliant	The Compliance Rating is based on the timeliness and completeness of the school's compliance with the charter contract, certain local, state and federal legal requirements, and directives/regulations issued by the FLDOE or similar jurisdictional agencies as calculated by the District's online charter school compliance system.
2015-2016	Partially Compliant	
2014-2015	N/A	

Financial Performance

	2014-2015	2015-2016	2016-2017
Revenues		\$4,247,555	\$5,903,933
Expenditures		\$6,047,626	\$6,082,342
Fund Balance		\$5,279,039	\$5,100,630

Expenditures by Category:



This table shows how much money this charter school received and how much it spent in a given year. The fund balance is essentially what the school has in reserve. A negative fund balance indicates the school owes more than it has in reserve.