



Miami-Dade County Public Schools

Keys Gate Charter School (3610)

Charter School Annual Report

2016
2017

2000 S.E. 28 Ave., Homestead, FL 33035
(305) 230-1616
Grades Served: K - 8
For more information:
<http://www.keyscharter.org>

School Leader: Ms. Corinne Baez
Contact Info: 921387@dadeschools.net

Board Chair: Mr. Rod Jurado
Contact Info:

Operator/ Management Organization:
Charter Schools USA

Initial School Year: 2002-2003
Title 1 Status: NO
Specialty Program: N/A

High Performing School Designation:

NO
Designation from the FLDOE based on school grades and results of annual financial audits.

Corrective Action Plan:

NO
A charter school is put on a corrective action plan for additional monitoring of academic, financial, or operational deficiencies.

Financial Emergency Status:

NO
A charter school is deemed in financial emergency status by the Commissioner of Education if it fails to make certain payments as outlined in state statute.

Accredited:

YES
AdvancEd is the primary accreditation agency for charter schools in Florida.

State Grade/ School Improvement Rating:

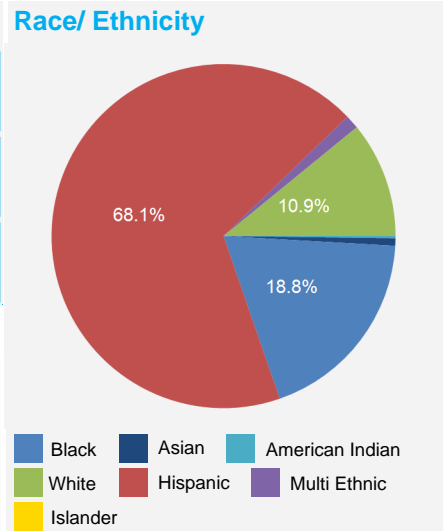
2016-2017	C
2015-2016	C
2014-2015	C

School grades are part of Florida's accountability system and based on student achievement, learning gains, graduation, acceleration success, and focusing on students who need the most support. School Improvement Ratings (SIRs) are calculated for alternative schools and exceptional student education centers that choose to receive a rating instead of a grade. Ratings are calculated based on learning gains.

Student Demographics:

Enrollment

2016-2017	2,146
2015-2016	2,266
2014-2015	2,292



Subgroups

Free/Reduced Price Lunch	7%
Students with Disabilities	7%
English Language Learners	15%
Gifted	7%

Gender

MALE	54%
FEMALE	46%

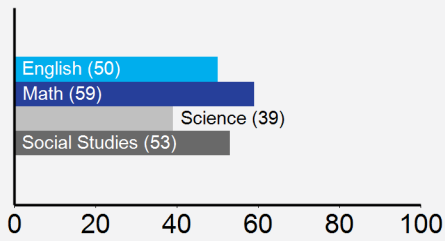
Board Members:

Name:	Title:
Valora Cole	Vice Chair
Roderick Cunningham	Treasurer
Steve Knobl	Director

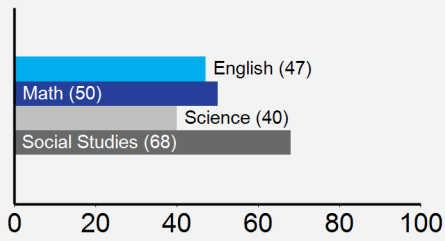
Academic Performance

Student Proficiency (%)

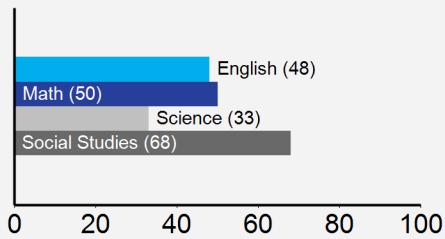
2016-2017



2015-2016

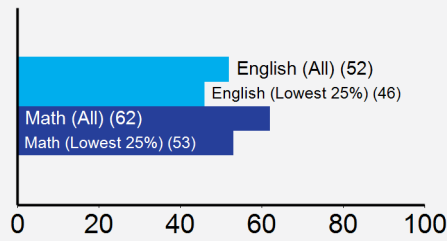


2014-2015

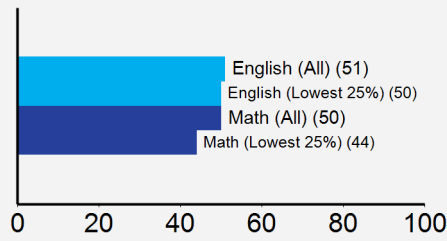


Learning Gains (%)

2016-2017



2015-2016




2014-2015

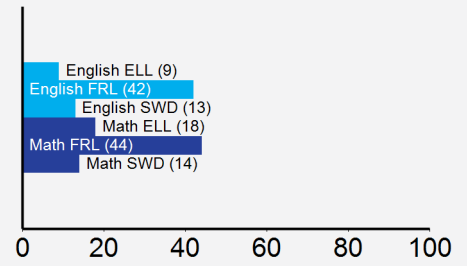
No Data Available

Subgroup Proficiency (%)


2016-2017



2015-2016



2014-2015



Graduation Rate:

N/A

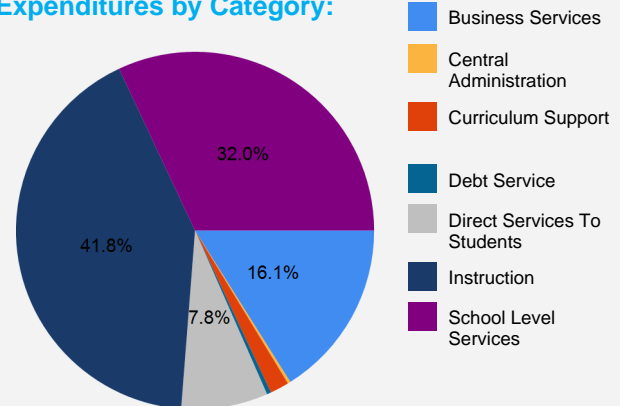
Operational Compliance

2016-2017	Non-compliant	The Compliance Rating is based on the timeliness and completeness of the school's compliance with the charter contract, certain local, state and federal legal requirements, and directives/regulations issued by the FLDOE or similar jurisdictional agencies as calculated by the District's online charter school compliance system.
2015-2016	Non-compliant	
2014-2015	Partially Compliant	

Financial Performance

	2014-2015	2015-2016	2016-2017
Revenues	\$17,160,756	\$16,930,905	\$16,573,503
Expenditures	\$17,058,716	\$16,199,843	\$16,660,225
Fund Balance	\$7,390,900	\$8,121,962	\$8,035,240

Expenditures by Category:



This table shows how much money this charter school received and how much it spent in a given year. The fund balance is essentially what the school has in reserve. A negative fund balance indicates the school owes more than it has in reserve.