



Miami-Dade County Public Schools

Mater Academy Bay Elementary (4010) Charter School Annual Report

2016
2017

22025 S.W. 87th Ave., Cutler Bay, FL 33190
(305) 969-5989

Grades Served: K - 5

For more information:
<http://www.materacademybay.com/>

School Leader: Ms. Brenda Cruz

Contact Info: brendacruz@dadeschools.net

Board Chair: Mr. Cesar C. Crousillat

Contact Info: christian.crousillat@gmail.com

Operator/ Management Organization:
Academica Dade, LLC

Initial School Year: 2016-2017

Title 1 Status: NO

Specialty Program: N/A

High Performing School Designation:

NO

Designation from the FLDOE based on school grades and results of annual financial audits.

Corrective Action Plan:

NO

A charter school is put on a corrective action plan for additional monitoring of academic, financial, or operational deficiencies.

Financial Emergency Status:

NO

A charter school is deemed in financial emergency status by the Commissioner of Education if it fails to make certain payments as outlined in state statute.

Accredited:

YES

AdvancEd is the primary accreditation agency for charter schools in Florida.

State Grade/ School Improvement Rating:

2016-2017

B

2015-2016

2014-2015

School grades are part of Florida's accountability system and based on student achievement, learning gains, graduation, acceleration success, and focusing on students who need the most support. School Improvement Ratings (SIRs) are calculated for alternative schools and exceptional student education centers that choose to receive a rating instead of a grade. Ratings are calculated based on learning gains.

Student Demographics:

Enrollment

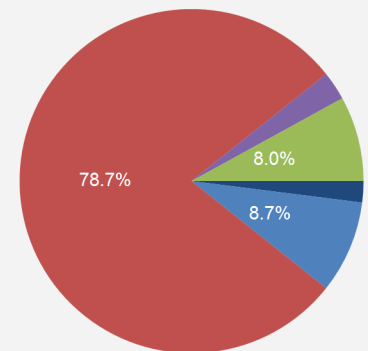
2016-2017

150

2015-2016

2014-2015

Race/ Ethnicity



Subgroups

Free/Reduced Price Lunch

49%

Students with Disabilities

5%

English Language Learners

13%

Gifted

0%

Gender

MALE

53%

FEMALE

47%

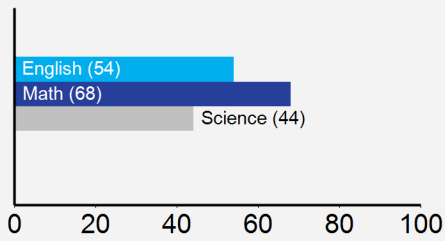
Board Members:

Name:	Title:
Shannie Sadesky	Director
Idalia Suarez	Director
Javier Jerez	Director
Maurene Sotero	Director

Academic Performance

Student Proficiency (%)

2016-2017



2015-2016

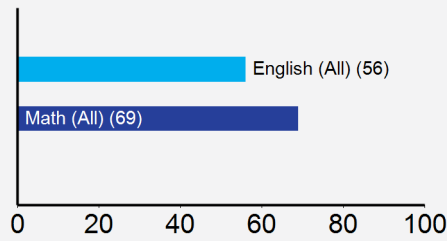
No Data Available

2014-2015

No Data Available

Learning Gains (%)

2016-2017



2015-2016

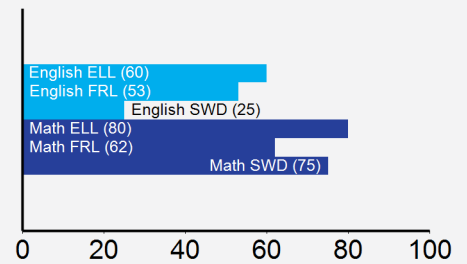
No Data Available

2014-2015

No Data Available

Subgroup Proficiency (%)

2016-2017



2015-2016

No Data Available

2014-2015

No Data Available

Graduation Rate:

N/A

Operational Compliance

2016-2017

Partially Compliant

2015-2016

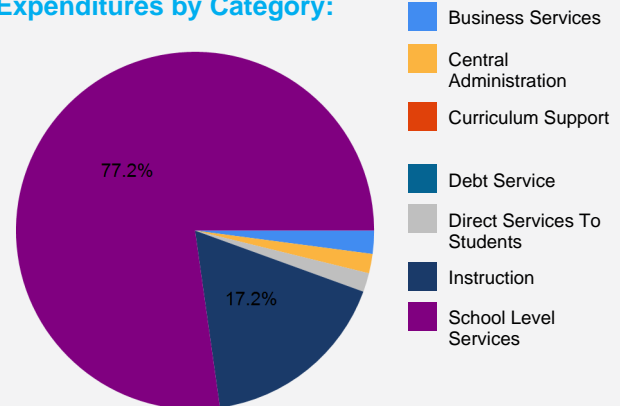
2014-2015

The Compliance Rating is based on the timeliness and completeness of the school's compliance with the charter contract, certain local, state and federal legal requirements, and directives/regulations issued by the FLDOE or similar jurisdictional agencies as calculated by the District's online charter school compliance system.

Financial Performance

	2014-2015	2015-2016	2016-2017
Revenues			\$2,375,259
Expenditures			\$4,442,258
Fund Balance			\$368,600

Expenditures by Category:



This table shows how much money this charter school received and how much it spent in a given year. The fund balance is essentially what the school has in reserve. A negative fund balance indicates the school owes more than it has in reserve.