



Miami-Dade County Public Schools

Somerset Preparatory Academy Sunset (5002) 2016 Charter School Annual Report 2017

11155 S.W. 112 Ave., Miami, FL 33176
(305) 274-5696
Grades Served: K - 5
For more information:
<http://www.somersetacademyprep.com/>

School Leader: Ms. Angela Nuñez
Contact Info:
angelanunez@dadeschools.net

Board Chair: Ms. Lourdes Isla
Contact Info:
lisa@somersetacademyschools.com

Operator/ Management Organization:
Academica Dade, LLC

Initial School Year: 2015-2016
Title 1 Status: NO
Specialty Program: N/A

High Performing School Designation:

NO
Designation from the FLDOE based on school grades and results of annual financial audits.

Corrective Action Plan:

NO
A charter school is put on a corrective action plan for additional monitoring of academic, financial, or operational deficiencies.

Financial Emergency Status:

NO
A charter school is deemed in financial emergency status by the Commissioner of Education if it fails to make certain payments as outlined in state statute.

Accredited:

YES
AdvancEd is the primary accreditation agency for charter schools in Florida.

State Grade/ School Improvement Rating:

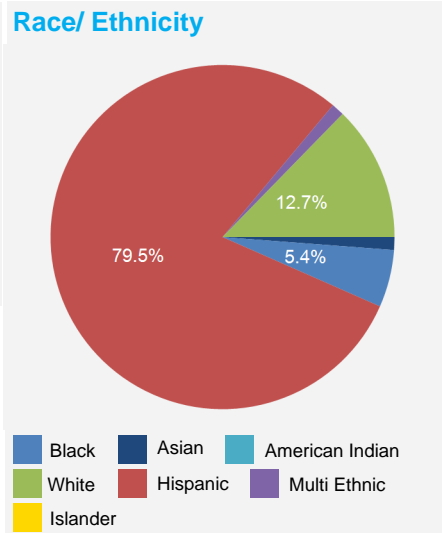
2016-2017	A
2015-2016	A
2014-2015	

School grades are part of Florida's accountability system and based on student achievement, learning gains, graduation, acceleration success, and focusing on students who need the most support. School Improvement Ratings (SIRs) are calculated for alternative schools and exceptional student education centers that choose to receive a rating instead of a grade. Ratings are calculated based on learning gains.

Student Demographics:

Enrollment

2016-2017	259
2015-2016	127
2014-2015	



Subgroups

Free/Reduced Price Lunch	41%
Students with Disabilities	7%
English Language Learners	14%
Gifted	0%

Gender

MALE	52%
FEMALE	48%

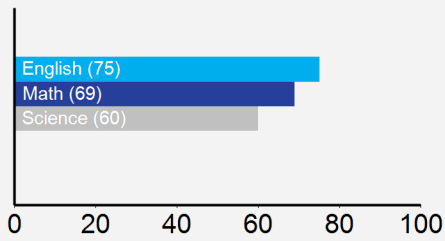
Board Members:

Name:	Title:
Todd German	Vice-Chair & Treasurer
Ana Diaz	Secretary
David Concepcion	Member
Bernardo Montero	President
Suzette Ruiz	Vice-President

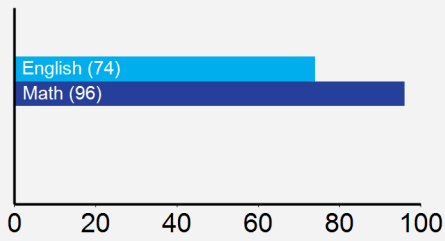
Academic Performance

Student Proficiency (%)

2016-2017



2015-2016

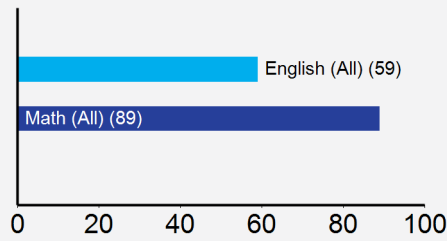


2014-2015

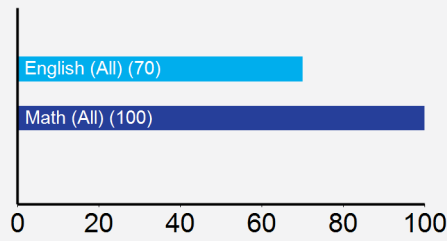
No Data Available

Learning Gains (%)

2016-2017



2015-2016

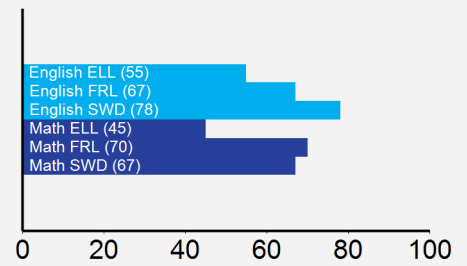


2014-2015

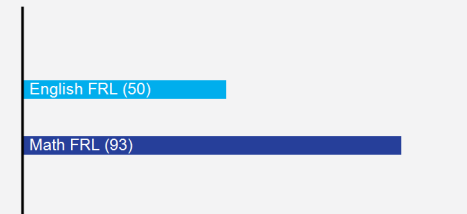
No Data Available

Subgroup Proficiency (%)

2016-2017



2015-2016



2014-2015

No Data Available

Graduation Rate:

N/A

Operational Compliance

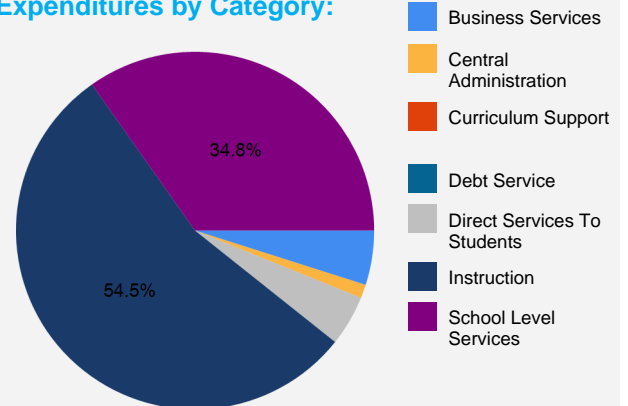
Year	Compliance Rating
2016-2017	Partially Compliant
2015-2016	Non-compliant
2014-2015	Partially Compliant

The Compliance Rating is based on the timeliness and completeness of the school's compliance with the charter contract, certain local, state and federal legal requirements, and directives/regulations issued by the FLDOE or similar jurisdictional agencies as calculated by the District's online charter school compliance system.

Financial Performance

	2014-2015	2015-2016	2016-2017
Revenues		\$1,487,891	\$2,028,309
Expenditures		\$1,753,104	\$1,708,285
Fund Balance		\$366,048	\$394,631

Expenditures by Category:



This table shows how much money this charter school received and how much it spent in a given year. The fund balance is essentially what the school has in reserve. A negative fund balance indicates the school owes more than it has in reserve.