



Miami-Dade County Public Schools

BridgePrep Academy Interamerican Campus (5020)

2016
2017

Charter School Annual Report

621 Beacom Blvd., Miami, FL 33135
(305) 643-4833
Grades Served: K - 5
For more information:
<http://bainteramerican.bridgeprepacademy.com/>
School Leader: Mr. Guillermo Gonzalez
Contact Info: 953630@dadeschools.net
Board Chair: Mr. Luis A. Necuze
Contact Info: luisnecuze@allstate.com
Operator/ Management Organization:
S.M.A.R.T. Management LLC
Initial School Year: 2012-2013
Title 1 Status: NO
Specialty Program: Foreign Language

High Performing School Designation:

NO
Designation from the FLDOE based on school grades and results of annual financial audits.

Corrective Action Plan:

NO
A charter school is put on a corrective action plan for additional monitoring of academic, financial, or operational deficiencies.

Financial Emergency Status:

NO
A charter school is deemed in financial emergency status by the Commissioner of Education if it fails to make certain payments as outlined in state statute.

Accredited:

YES
AdvancEd is the primary accreditation agency for charter schools in Florida.

State Grade/ School Improvement Rating:

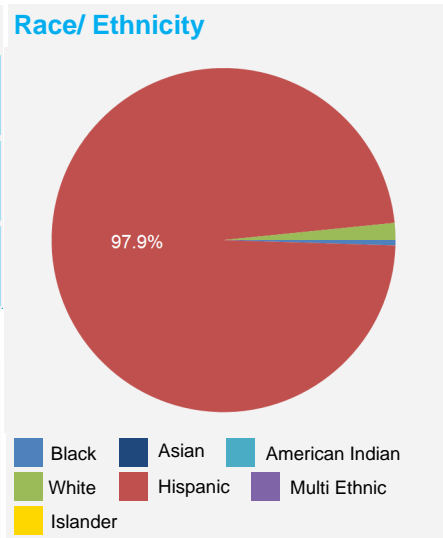
2016-2017	B
2015-2016	B
2014-2015	C

School grades are part of Florida's accountability system and based on student achievement, learning gains, graduation, acceleration success, and focusing on students who need the most support. School Improvement Ratings (SIRs) are calculated for alternative schools and exceptional student education centers that choose to receive a rating instead of a grade. Ratings are calculated based on learning gains.

Student Demographics:

Enrollment

2016-2017	192
2015-2016	193
2014-2015	171



Subgroups

Free/Reduced Price Lunch	2%
Students with Disabilities	2%
English Language Learners	52%
Gifted	0%

Gender

MALE	47%
FEMALE	53%

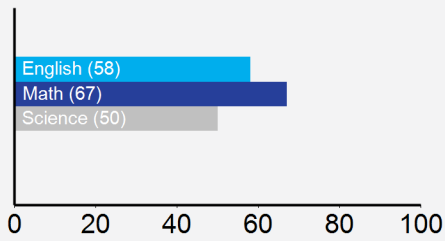
Board Members:

Name:	Title:
Jessica Jewett	Director
Lou LoFranco	Secretary
Yeneir Rodriguez-Padron	Treasurer

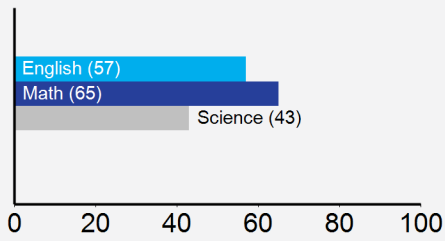
Academic Performance

Student Proficiency (%)

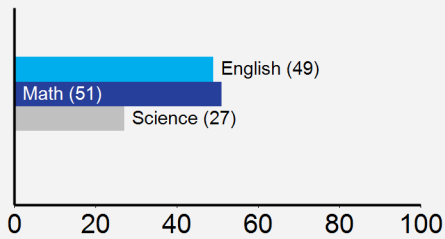
2016-2017



2015-2016

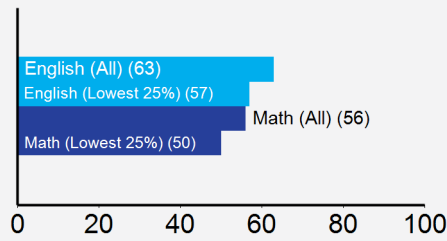


2014-2015

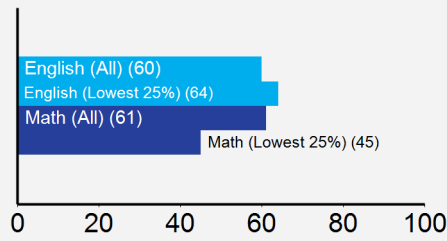


Learning Gains (%)

2016-2017



2015-2016

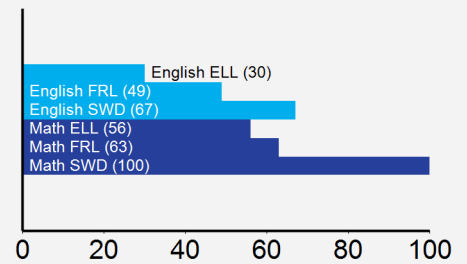


2014-2015

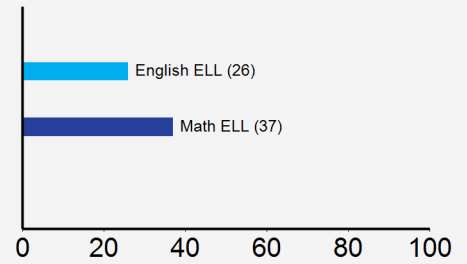
No Data Available

Subgroup Proficiency (%)

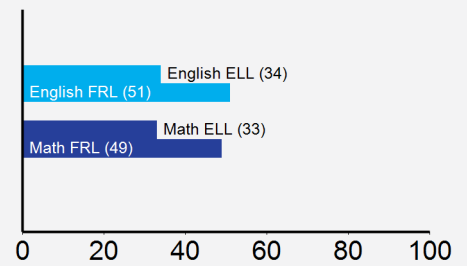
2016-2017



2015-2016



2014-2015



Graduation Rate:

N/A

Operational Compliance

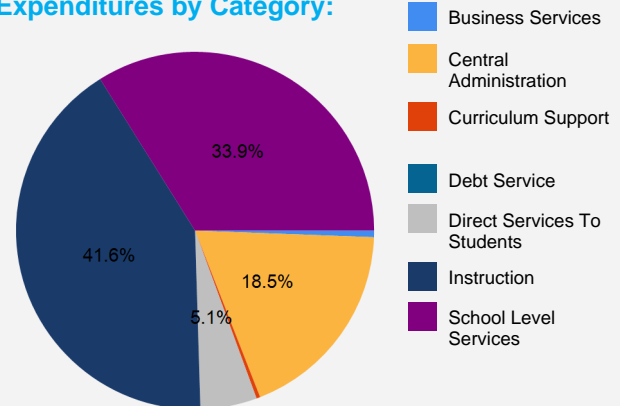
Year	Compliance Rating
2016-2017	Partially Compliant
2015-2016	Non-compliant
2014-2015	Partially Compliant

The Compliance Rating is based on the timeliness and completeness of the school's compliance with the charter contract, certain local, state and federal legal requirements, and directives/regulations issued by the FLDOE or similar jurisdictional agencies as calculated by the District's online charter school compliance system.

Financial Performance

	2014-2015	2015-2016	2016-2017
Revenues	\$1,310,121	\$1,550,080	\$1,546,486
Expenditures	\$1,376,141	\$1,432,557	\$1,482,766
Fund Balance	(\$42,920)	\$84,603	\$148,323

Expenditures by Category:



This table shows how much money this charter school received and how much it spent in a given year. The fund balance is essentially what the school has in reserve. A negative fund balance indicates the school owes more than it has in reserve.