

Miami-Dade County Public Schools

Lincoln-Marti Charter School (International Campus) (5043)

2016
2017

Charter School Annual Report

103 East Lucy Street, Florida City, FL 33034
(305) 242-3330

Grades Served: K - 7

For more information:

<http://www.lincolnmarticharterschools.com/>

School Leader: Ms. Barbara Sanchez

Contact Info: bsanchez@dadeschools.net

Board Chair: Mr. Martin Añorga

Contact Info: manorga@lincoln-marti.com

Operator/ Management Organization:
Lincoln-Marti Management Services, Inc

Initial School Year: 2010-2011

Title 1 Status: YES

Specialty Program: N/A

High Performing School Designation:

NO

Designation from the FLDOE based on school grades and results of annual financial audits.

Corrective Action Plan:

NO

A charter school is put on a corrective action plan for additional monitoring of academic, financial, or operational deficiencies.

Financial Emergency Status:

NO

A charter school is deemed in financial emergency status by the Commissioner of Education if it fails to make certain payments as outlined in state statute.

Accredited:

NO

AdvancEd is the primary accreditation agency for charter schools in Florida.

State Grade/ School Improvement Rating:

2016-2017

B

2015-2016

D

2014-2015

C

School grades are part of Florida's accountability system and based on student achievement, learning gains, graduation, acceleration success, and focusing on students who need the most support. School Improvement Ratings (SIRs) are calculated for alternative schools and exceptional student education centers that choose to receive a rating instead of a grade. Ratings are calculated based on learning gains.

Student Demographics:

Enrollment

2016-2017

332

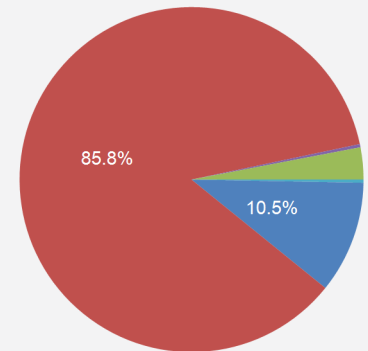
2015-2016

347

2014-2015

337

Race/ Ethnicity



Subgroups

Free/Reduced Price Lunch

80%

Students with Disabilities

2%

English Language Learners

42%

Gifted

0%

Gender

MALE

53%

FEMALE

47%

Board Members:

Name:

Clay Reiner

Gil Beltran

Title:

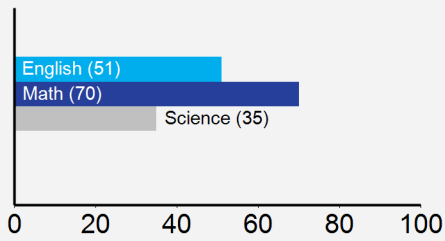
Vice Chair

Treasurer

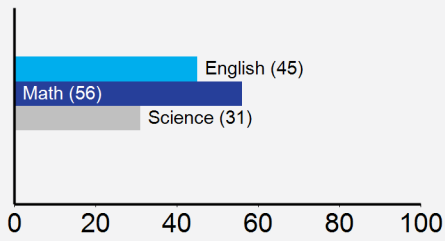
Academic Performance

Student Proficiency (%)

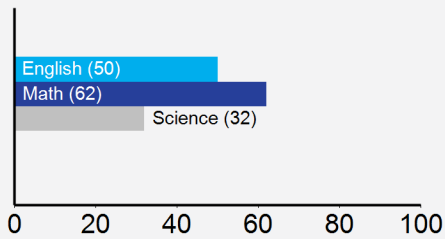
2016-2017



2015-2016

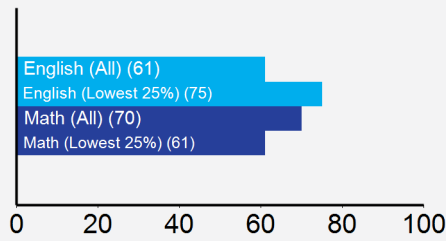


2014-2015

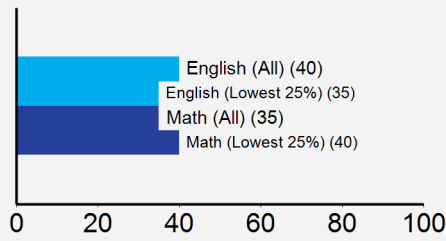


Learning Gains (%)

2016-2017



2015-2016

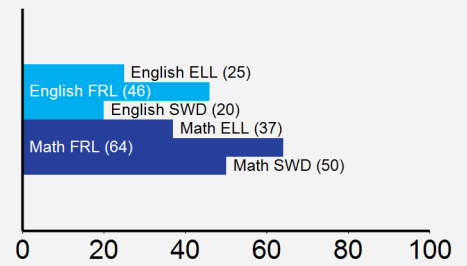


2014-2015

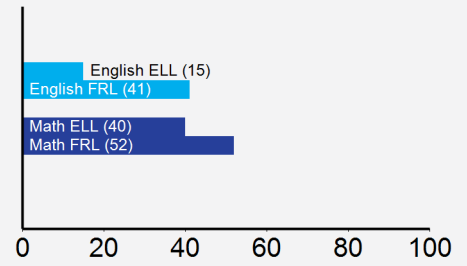
No Data Available

Subgroup Proficiency (%)

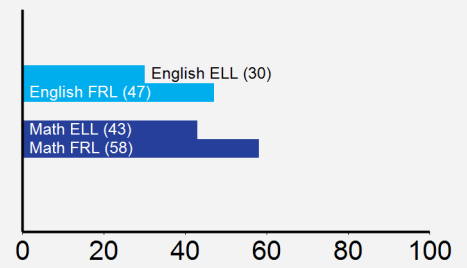
2016-2017



2015-2016



2014-2015



Graduation Rate:

N/A

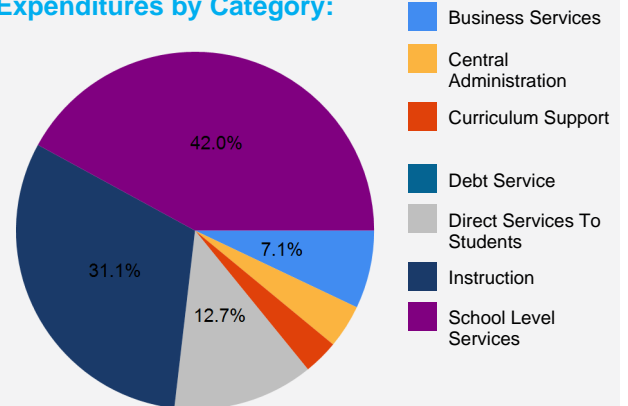
Operational Compliance

2016-2017	Compliant	The Compliance Rating is based on the timeliness and completeness of the school's compliance with the charter contract, certain local, state and federal legal requirements, and directives/regulations issued by the FLDOE or similar jurisdictional agencies as calculated by the District's online charter school compliance system.
2015-2016	Partially Compliant	
2014-2015	Compliant	

Financial Performance

	2014-2015	2015-2016	2016-2017
Revenues	\$3,012,660	\$2,730,253	\$2,856,007
Expenditures	\$3,008,169	\$2,602,070	\$2,717,950
Fund Balance	\$130,111	\$780,571	\$918,628

Expenditures by Category:



This table shows how much money this charter school received and how much it spent in a given year. The fund balance is essentially what the school has in reserve. A negative fund balance indicates the school owes more than it has in reserve.