



Miami-Dade County Public Schools

Seed School of Miami (6018) Charter School Annual Report

2016
2017

1901 NW 127 St., Miami, FL 33167
(855) 818-7333
Grades Served: 6 - 8
For more information:
<http://miami.seedschool.org>
School Leader: Ms. Kara Locke
Contact Info: 947416@dadeschools.net
Board Chair: Ms. Melanie Damian
Contact Info: mdamian@dvllp.com
Operator/ Management Organization: The Seed Foundation , Inc.
Initial School Year: 2014-2015
Title 1 Status: YES
Specialty Program: Boarding School

High Performing School Designation:

NO
Designation from the FLDOE based on school grades and results of annual financial audits.

Corrective Action Plan:

NO
A charter school is put on a corrective action plan for additional monitoring of academic, financial, or operational deficiencies.

Financial Emergency Status:

NO
A charter school is deemed in financial emergency status by the Commissioner of Education if it fails to make certain payments as outlined in state statute.

Accredited:

NO
AdvancEd is the primary accreditation agency for charter schools in Florida.

State Grade/ School Improvement Rating:

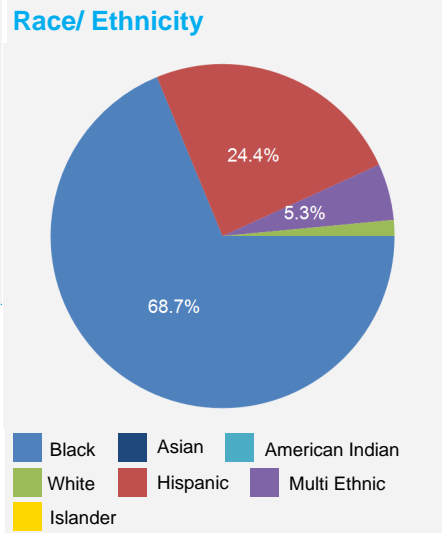
2016-2017	MAINTAINING
2015-2016	MAINTAINING
2014-2015	

School grades are part of Florida's accountability system and based on student achievement, learning gains, graduation, acceleration success, and focusing on students who need the most support. School Improvement Ratings (SIRs) are calculated for alternative schools and exceptional student education centers that choose to receive a rating instead of a grade. Ratings are calculated based on learning gains.

Student Demographics:

Enrollment

2016-2017	131
2015-2016	96
2014-2015	60



Subgroups

Free/Reduced Price Lunch	27%
Students with Disabilities	9%
English Language Learners	3%
Gifted	0%

Gender

MALE	49%
FEMALE	51%

Board Members:

Name:	Title:
Stuart Isrealson	Member
Robert Gordon	Member
Patrick Gannon	Member
Virginia Emmons	Member
Tomas Culton	Member

Academic Performance

Student Proficiency (%)

2016-2017

No Data Available

2015-2016

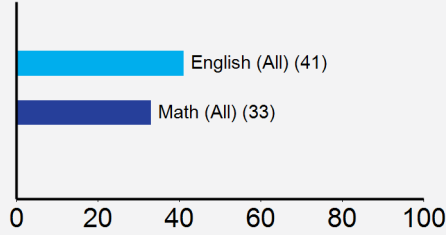
No Data Available

2014-2015


No Data Available

Learning Gains (%)

2016-2017



2015-2016

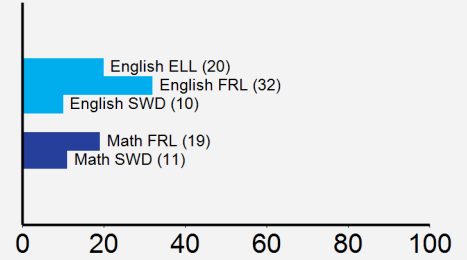


2014-2015

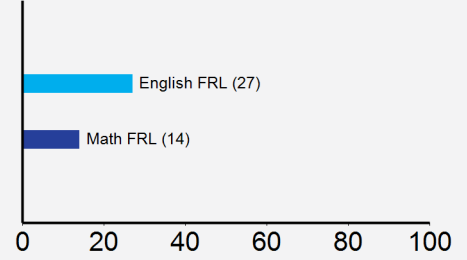
No Data Available

Subgroup Proficiency (%)

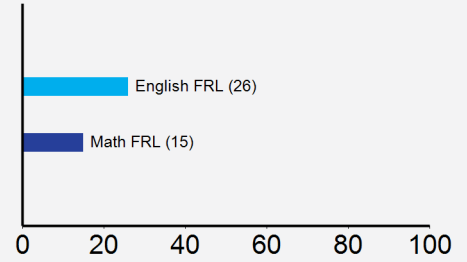
2016-2017



2015-2016



2014-2015



Graduation Rate:

N/A

Operational Compliance

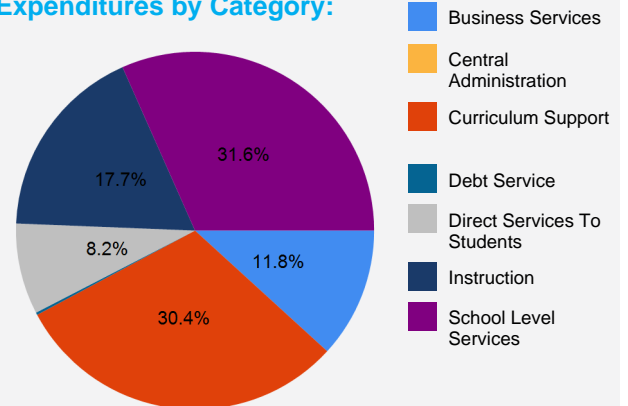
Year	Compliance Rating
2016-2017	Partially Compliant
2015-2016	Non-compliant
2014-2015	Partially Compliant

The Compliance Rating is based on the timeliness and completeness of the school's compliance with the charter contract, certain local, state and federal legal requirements, and directives/regulations issued by the FLDOE or similar jurisdictional agencies as calculated by the District's online charter school compliance system.

Financial Performance

	2014-2015	2015-2016	2016-2017
Revenues	\$4,818,273	\$4,947,378	\$7,805,546
Expenditures	\$4,593,451	\$5,345,827	\$6,342,029
Fund Balance	\$284,896	(\$113,553)	\$1,349,964

Expenditures by Category:



This table shows how much money this charter school received and how much it spent in a given year. The fund balance is essentially what the school has in reserve. A negative fund balance indicates the school owes more than it has in reserve.