



# Miami-Dade County Public Schools

## Renaissance Middle Charter School (6028) Charter School Annual Report

2016  
2017

8360 N.W. 33 Street, Doral, FL 33172  
(305) 728-4622  
**Grades Served:** 6 - 8  
**For more information:**  
<http://www.recscharter.org>  
**School Leader:** Ms. Hortensia M. Torres  
**Contact Info:** mtorresrecs@dadeschools.net

**Board Chair:** Mr. Ken Haiko  
**Contact Info:** kenh618@aol.com

**Operator/ Management Organization:**  
Charter Schools USA

**Initial School Year:** 2005-2006  
**Title 1 Status:** NO  
**Specialty Program:** N/A

### High Performing School Designation:

**YES**  
Designation from the FLDOE based on school grades and results of annual financial audits.

### Corrective Action Plan:

**NO**  
A charter school is put on a corrective action plan for additional monitoring of academic, financial, or operational deficiencies.

### Financial Emergency Status:

**NO**  
A charter school is deemed in financial emergency status by the Commissioner of Education if it fails to make certain payments as outlined in state statute.

### Accredited:

**NO**  
AdvancEd is the primary accreditation agency for charter schools in Florida.

### State Grade/ School Improvement Rating:

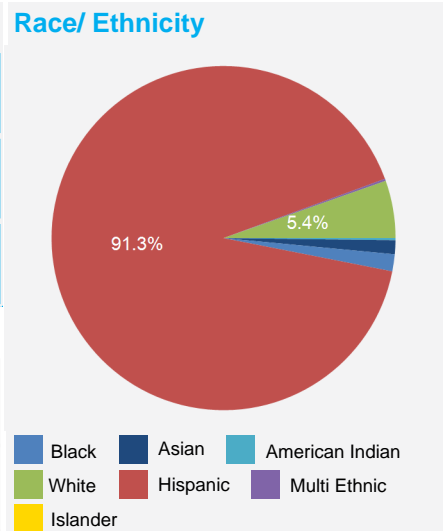
2016-2017	A
2015-2016	A
2014-2015	A

School grades are part of Florida's accountability system and based on student achievement, learning gains, graduation, acceleration success, and focusing on students who need the most support. School Improvement Ratings (SIRs) are calculated for alternative schools and exceptional student education centers that choose to receive a rating instead of a grade. Ratings are calculated based on learning gains.

### Student Demographics:

#### Enrollment

2016-2017	448
2015-2016	441
2014-2015	455



#### Subgroups

Free/Reduced Price Lunch	4%
Students with Disabilities	7%
English Language Learners	19%
Gifted	5%

#### Gender

MALE	49%
FEMALE	51%

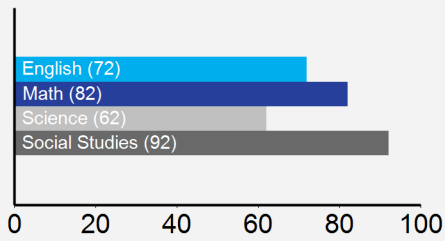
### Board Members:

Name:	Title:
Dennis P Clark	Vice Chair
John O'Brien	Treasurer
Shane Strum	Director
Margaret Wells	Treasurer
Thomas P. Wheeler	Director

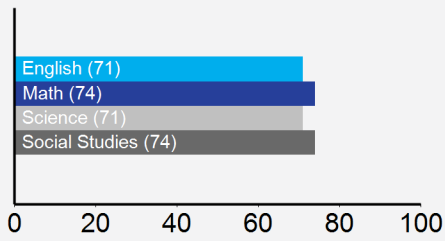
# Academic Performance

## Student Proficiency (%)

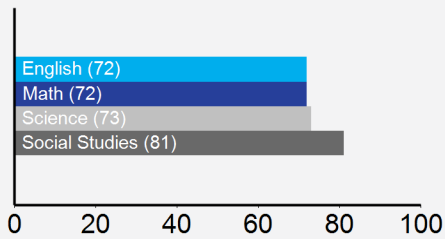
2016-2017



2015-2016

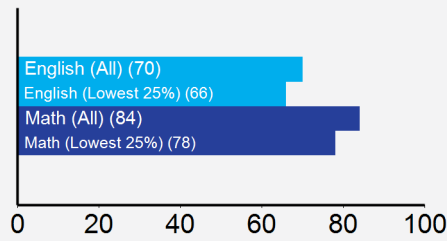


2014-2015

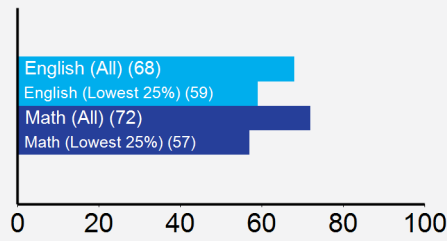


## Learning Gains (%)

2016-2017



2015-2016

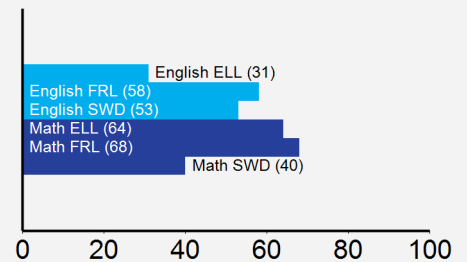


2014-2015

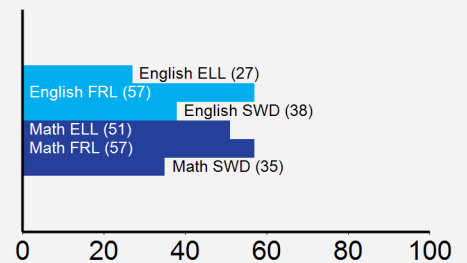
No Data Available

## Subgroup Proficiency (%)

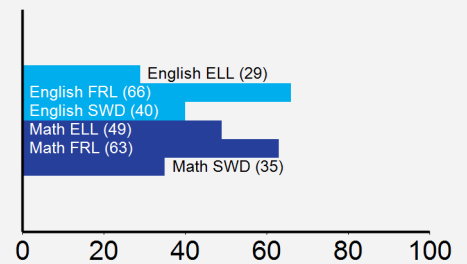
2016-2017



2015-2016



2014-2015



Graduation Rate:

N/A

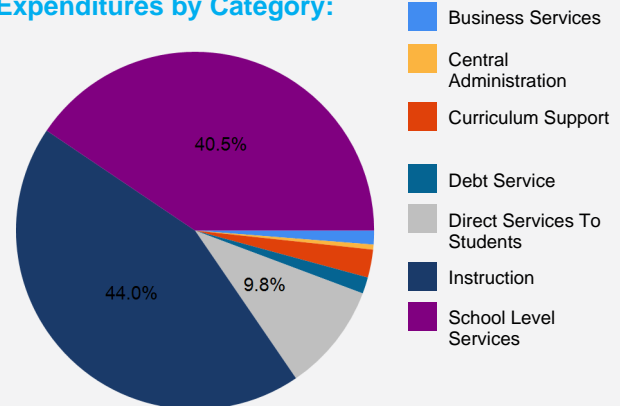
# Operational Compliance

2016-2017	Partially Compliant	The Compliance Rating is based on the timeliness and completeness of the school's compliance with the charter contract, certain local, state and federal legal requirements, and directives/regulations issued by the FLDOE or similar jurisdictional agencies as calculated by the District's online charter school compliance system.
2015-2016	Partially Compliant	
2014-2015	Non-compliant	

# Financial Performance

	2014-2015	2015-2016	2016-2017
<b>Revenues</b>	\$3,189,336	\$3,195,046	\$3,316,509
<b>Expenditures</b>	\$3,104,524	\$3,589,040	\$3,390,081
<b>Fund Balance</b>	\$373,151	\$266,157	\$192,585

## Expenditures by Category:



This table shows how much money this charter school received and how much it spent in a given year. The fund balance is essentially what the school has in reserve. A negative fund balance indicates the school owes more than it has in reserve.