



Miami-Dade County Public Schools

Doctors Charter School (6040)

Charter School Annual Report

2016
2017

11301 N.W. Fifth Ave., Miami Shores, FL 33168

(305) 754-2381

Grades Served: 6 - 12

For more information:

<http://www.doctorscharterschool.org>

School Leader: Dr. Kelly Andrews

Contact Info: 950981@dadeschools.net

Board Chair: Dr. Cindy McCoy

Contact Info:

mccoyc@doctorscharterschool.org

Operator/ Management Organization:

Independent

Initial School Year: 2005-2006

Title 1 Status: NO

Specialty Program: N/A

High Performing School Designation:

YES

Designation from the FLDOE based on school grades and results of annual financial audits.

Corrective Action Plan:

NO

A charter school is put on a corrective action plan for additional monitoring of academic, financial, or operational deficiencies.

Financial Emergency Status:

NO

A charter school is deemed in financial emergency status by the Commissioner of Education if it fails to make certain payments as outlined in state statute.

Accredited:

YES

AdvancEd is the primary accreditation agency for charter schools in Florida.

State Grade/ School Improvement Rating:

2016-2017

A

2015-2016

A

2014-2015

A

School grades are part of Florida's accountability system and based on student achievement, learning gains, graduation, acceleration success, and focusing on students who need the most support. School Improvement Ratings (SIRs) are calculated for alternative schools and exceptional student education centers that choose to receive a rating instead of a grade. Ratings are calculated based on learning gains.

Student Demographics:

Enrollment

2016-2017

600

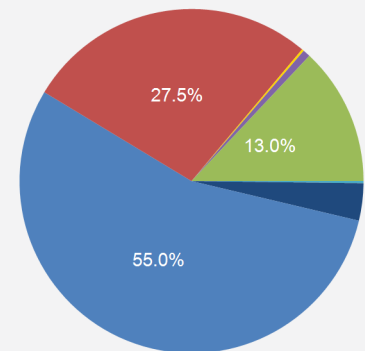
2015-2016

598

2014-2015

599

Race/ Ethnicity



Subgroups

Free/Reduced Price Lunch

2%

Students with Disabilities

2%

English Language Learners

2%

Gifted

26%

Gender

MALE

42%

FEMALE

58%

Board Members:

Name:

Dr. Rebecca Murray

Dr. Cindy McCoy

Dr. Shlomi Dinar

Ms. Sue Edmiston

Mr. Hunt Davis

See website for full list of members

Title:

Conflict Resolution

Chair

Secretary

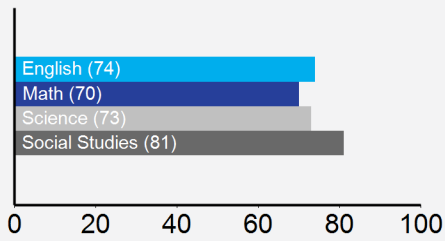
Vice Chair

Treasurer

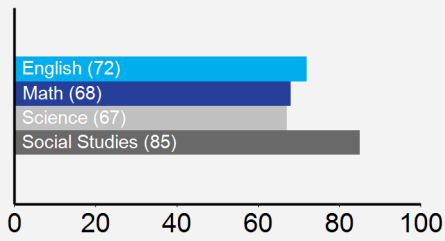
Academic Performance

Student Proficiency (%)

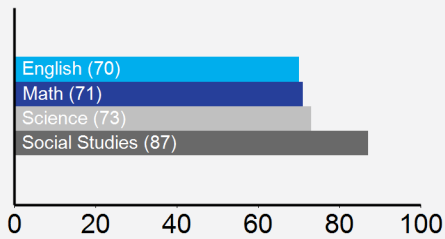
2016-2017



2015-2016

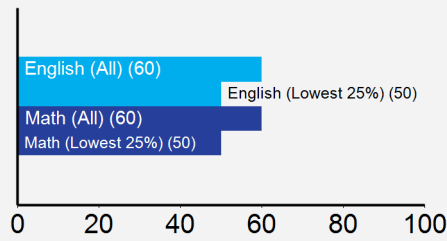


2014-2015

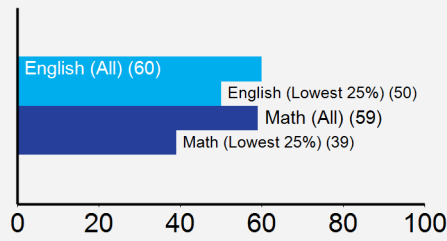


Learning Gains (%)

2016-2017



2015-2016

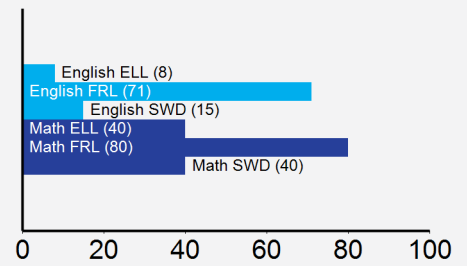


2014-2015

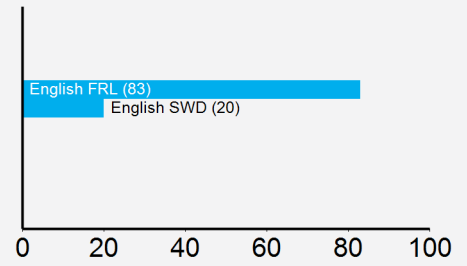
No Data Available

Subgroup Proficiency (%)

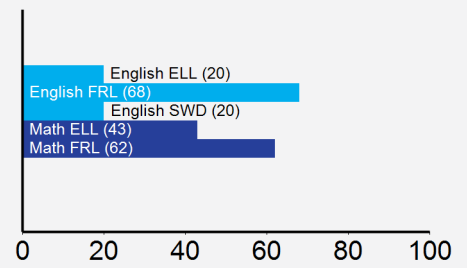
2016-2017



2015-2016



2014-2015



Graduation Rate:

98%

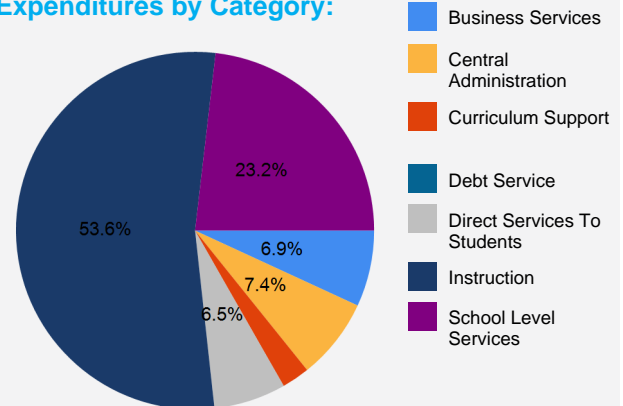
Operational Compliance

2016-2017	Compliant	The Compliance Rating is based on the timeliness and completeness of the school's compliance with the charter contract, certain local, state and federal legal requirements, and directives/regulations issued by the FLDOE or similar jurisdictional agencies as calculated by the District's online charter school compliance system.
2015-2016	Partially Compliant	
2014-2015	Partially Compliant	

Financial Performance

	2014-2015	2015-2016	2016-2017
Revenues	\$4,455,115	\$4,616,269	\$4,494,120
Expenditures	\$4,581,458	\$4,423,669	\$4,484,027
Fund Balance	\$151,855	\$344,455	\$354,548

Expenditures by Category:



This table shows how much money this charter school received and how much it spent in a given year. The fund balance is essentially what the school has in reserve. A negative fund balance indicates the school owes more than it has in reserve.