

Miami-Dade County Public Schools

Doral Performing Arts & Entertainment Academy (7009)

2016
2017

Charter School Annual Report

11100 N.W. 27 Street, Doral, FL 33172
(305) 597-9950
Grades Served: 9 - 12
For more information:
<http://doralacademyprep.org>

School Leader: Mr. Carlos Ferralls
Contact Info: carlos1@dadeschools.net

Board Chair: Ms. Angela Ramos
Contact Info: angelaramos@gmail.com

Operator/ Management Organization:
Academica Dade, LLC

Initial School Year: 2005-2006
Title 1 Status: NO
Specialty Program: Fine Arts/Performing Arts

High Performing School Designation:

YES
Designation from the FLDOE based on school grades and results of annual financial audits.

Corrective Action Plan:

NO
A charter school is put on a corrective action plan for additional monitoring of academic, financial, or operational deficiencies.

Financial Emergency Status:

NO
A charter school is deemed in financial emergency status by the Commissioner of Education if it fails to make certain payments as outlined in state statute.

Accredited:

YES
AdvancEd is the primary accreditation agency for charter schools in Florida.

State Grade/ School Improvement Rating:

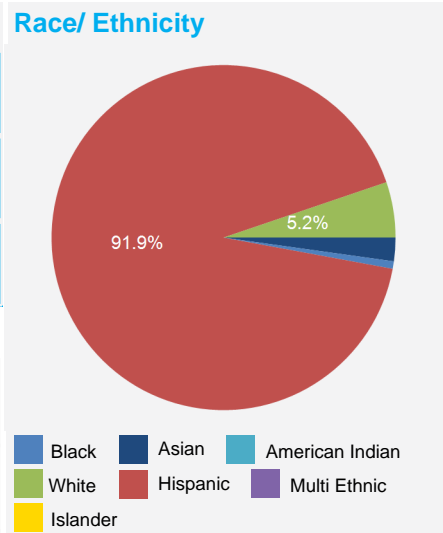
2016-2017	A
2015-2016	A
2014-2015	A

School grades are part of Florida's accountability system and based on student achievement, learning gains, graduation, acceleration success, and focusing on students who need the most support. School Improvement Ratings (SIRs) are calculated for alternative schools and exceptional student education centers that choose to receive a rating instead of a grade. Ratings are calculated based on learning gains.

Student Demographics:

Enrollment

2016-2017	407
2015-2016	396
2014-2015	380



Subgroups

Free/Reduced Price Lunch	49%
Students with Disabilities	2%
English Language Learners	2%
Gifted	20%

Gender

MALE	23%
FEMALE	77%

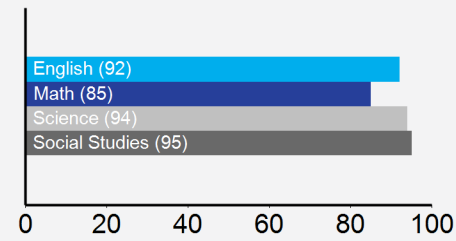
Board Members:

Name:	Title:
Kim Guilarte	Director
Monique Rodriguez	Director
Rene Rovirosa	Secretary

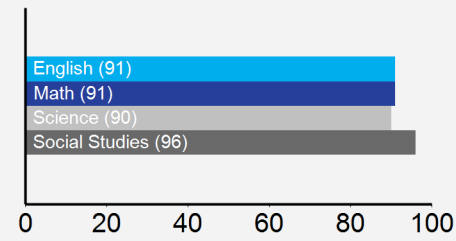
Academic Performance

Student Proficiency (%)

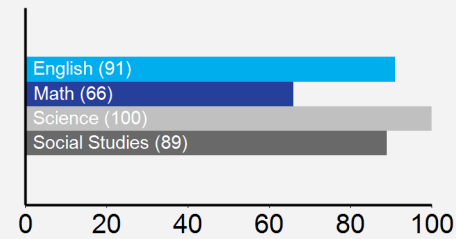
2016-2017



2015-2016

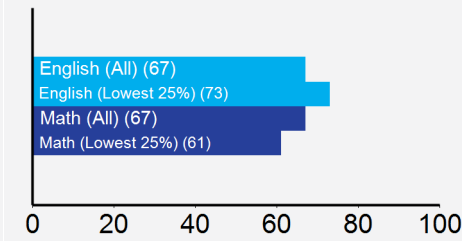


2014-2015

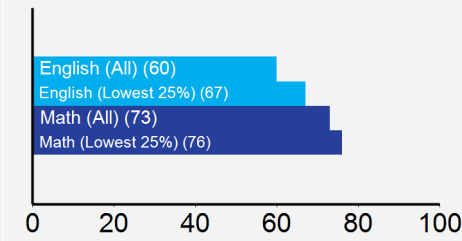


Learning Gains (%)

2016-2017



2015-2016

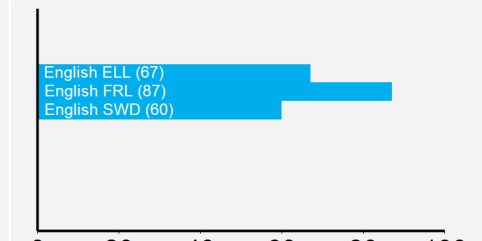


2014-2015


No Data Available

Subgroup Proficiency (%)


2016-2017



2015-2016



2014-2015



Graduation Rate:

99%

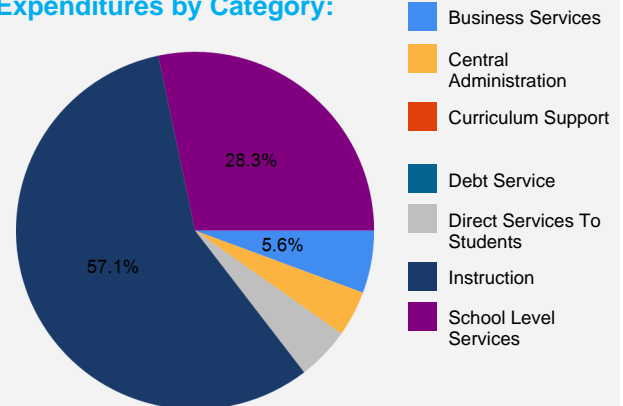
Operational Compliance

2016-2017	Compliant	The Compliance Rating is based on the timeliness and completeness of the school's compliance with the charter contract, certain local, state and federal legal requirements, and directives/regulations issued by the FLDOE or similar jurisdictional agencies as calculated by the District's online charter school compliance system.
2015-2016	Compliant	
2014-2015	Compliant	

Financial Performance

	2014-2015	2015-2016	2016-2017
Revenues	\$2,727,044	\$2,973,387	\$3,090,130
Expenditures	\$2,373,456	\$2,410,354	\$2,174,304
Fund Balance	\$457,223	\$1,520,256	\$2,436,082

Expenditures by Category:



This table shows how much money this charter school received and how much it spent in a given year. The fund balance is essentially what the school has in reserve. A negative fund balance indicates the school owes more than it has in reserve.