



Miami-Dade County Public Schools

BridgePrep Academy of Arts & Minds (7022) Charter School Annual Report

2016
2017

3138 Commodore Plaza, Miami, FL 33133
(305) 448-1100
Grades Served: 9 - 12
For more information:
<http://www.baamcharter.com>
School Leader: Ms. Antonietta DiGirolamo
Contact Info: adigirolamo@dadeschools.net

Board Chair: Ms. Sinuhe Vega
Contact Info: leitergallery@aol.com

Operator/ Management Organization:
S.M.A.R.T. Management LLC

Initial School Year: 2004-2005
Title 1 Status: NO
Specialty Program: Fine Arts/Performing Arts

High Performing School Designation:

NO
Designation from the FLDOE based on school grades and results of annual financial audits.

Corrective Action Plan:

NO
A charter school is put on a corrective action plan for additional monitoring of academic, financial, or operational deficiencies.

Financial Emergency Status:

NO
A charter school is deemed in financial emergency status by the Commissioner of Education if it fails to make certain payments as outlined in state statute.

Accredited:

YES
AdvancEd is the primary accreditation agency for charter schools in Florida.

State Grade/ School Improvement Rating:

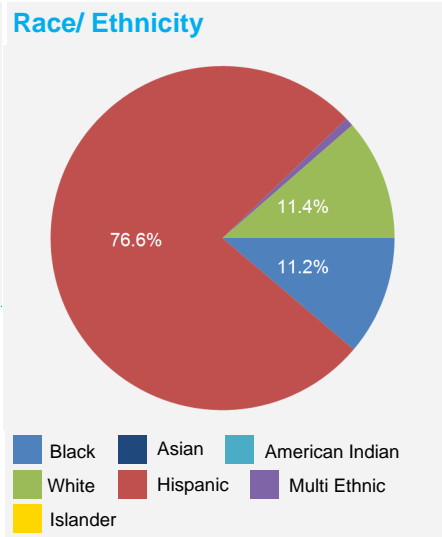
2016-2017	C
2015-2016	C
2014-2015	C

School grades are part of Florida's accountability system and based on student achievement, learning gains, graduation, acceleration success, and focusing on students who need the most support. School Improvement Ratings (SIRs) are calculated for alternative schools and exceptional student education centers that choose to receive a rating instead of a grade. Ratings are calculated based on learning gains.

Student Demographics:

Enrollment

2016-2017	367
2015-2016	385
2014-2015	331



Subgroups

Free/Reduced Price Lunch	6%
Students with Disabilities	9%
English Language Learners	12%
Gifted	9%

Gender

MALE	36%
FEMALE	64%

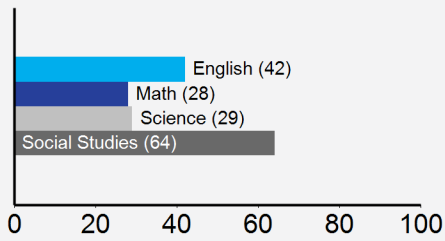
Board Members:

Name:	Title:
JC Cobas	Director
Jon Secada	Director
Patricia Garcia	Treasurer
Octavio Hernandez	Secretary

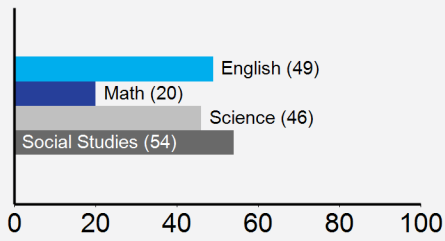
Academic Performance

Student Proficiency (%)

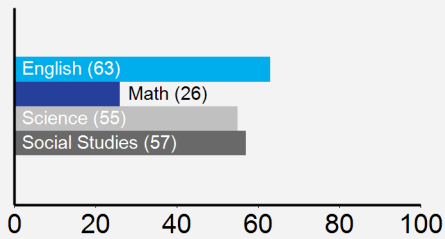
2016-2017



2015-2016

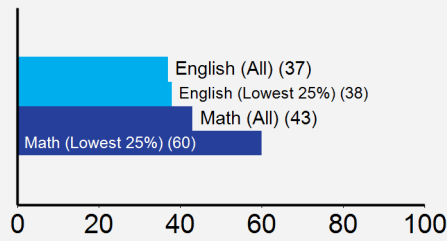


2014-2015




Learning Gains (%)

2016-2017



2015-2016

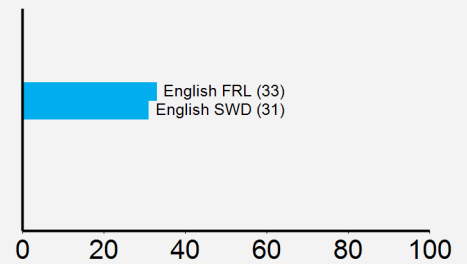


2014-2015

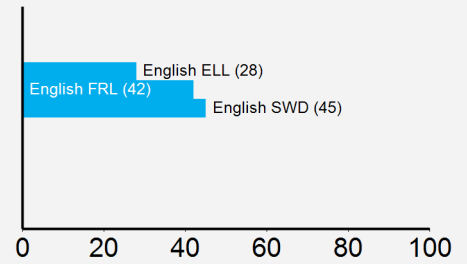
No Data Available

Subgroup Proficiency (%)

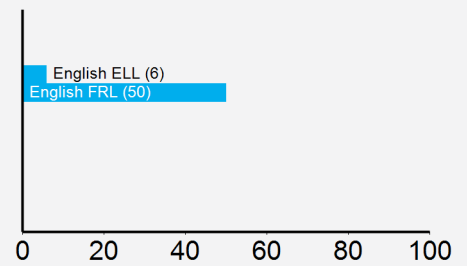
2016-2017



2015-2016



2014-2015



Graduation Rate:

71%

Operational Compliance

2016-2017

Non-compliant

2015-2016

Non-compliant

2014-2015

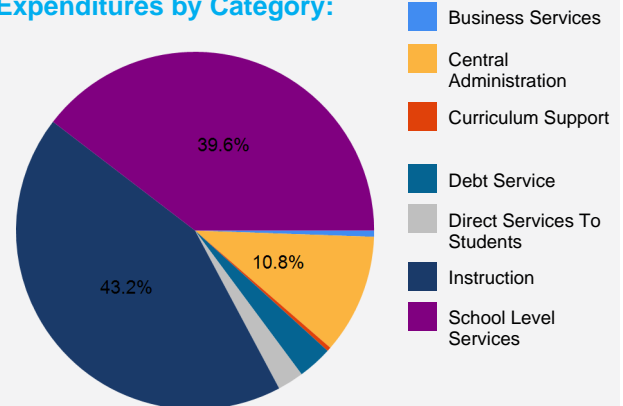
Non-compliant

The Compliance Rating is based on the timeliness and completeness of the school's compliance with the charter contract, certain local, state and federal legal requirements, and directives/regulations issued by the FLDOE or similar jurisdictional agencies as calculated by the District's online charter school compliance system.

Financial Performance

	2014-2015	2015-2016	2016-2017
Revenues	\$2,081,428	\$2,532,795	\$2,500,767
Expenditures	\$2,444,850	\$2,529,628	\$2,459,891
Fund Balance	(\$135,509)	(\$177,581)	(\$136,705)

Expenditures by Category:



This table shows how much money this charter school received and how much it spent in a given year. The fund balance is essentially what the school has in reserve. A negative fund balance indicates the school owes more than it has in reserve.