



# Miami-Dade County Public Schools

## North Gardens High School (7068)

### Charter School Annual Report

2016  
2017

4692F N.W. 183 Street, Miami Gardens, FL 33055

(786) 528-6308

**Grades Served:** 9 - 12

**For more information:**  
<http://www.northgardenshs.com>

**School Leader:** Ms. Porshia Jones

**Contact Info:** [jonesp3@dadeschools.net](mailto:jonesp3@dadeschools.net)

**Board Chair:** Ms. Elisa Robles

**Contact Info:** [Elisa.robles@citi.com](mailto:Elisa.robles@citi.com)

**Operator/ Management Organization:**  
Accelerated Learning Solutions, Inc

**Initial School Year:** 2011-2012

**Title 1 Status:** YES

**Specialty Program:** Alternative Education

#### High Performing School Designation:

**NO**

Designation from the FLDOE based on school grades and results of annual financial audits.

#### Corrective Action Plan:

**NO**

A charter school is put on a corrective action plan for additional monitoring of academic, financial, or operational deficiencies.

#### Financial Emergency Status:

**NO**

A charter school is deemed in financial emergency status by the Commissioner of Education if it fails to make certain payments as outlined in state statute.

#### Accredited:

**YES**

AdvancEd is the primary accreditation agency for charter schools in Florida.

#### State Grade/ School Improvement Rating:

2016-2017

**COMMENDABLE**

2015-2016

**UNSATISFACTORY**

2014-2015

School grades are part of Florida's accountability system and based on student achievement, learning gains, graduation, acceleration success, and focusing on students who need the most support. School Improvement Ratings (SIRs) are calculated for alternative schools and exceptional student education centers that choose to receive a rating instead of a grade. Ratings are calculated based on learning gains.

#### Student Demographics:

##### Enrollment

2016-2017

**335**

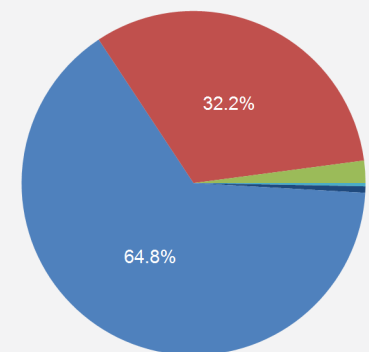
2015-2016

**345**

2014-2015

**330**

##### Race/ Ethnicity



##### Subgroups

Free/Reduced Price Lunch

**27%**

Students with Disabilities

**11%**

English Language Learners

**7%**

Gifted

**1%**

##### Gender

MALE

**59%**

FEMALE

**41%**

#### Board Members:

**Name:**

**Title:**

Dick DiRenzo

Member

Paul Haralson

Member

Maria Cristina Regueiro

Member

# Academic Performance

## Student Proficiency (%)

2016-2017

No Data Available

2015-2016

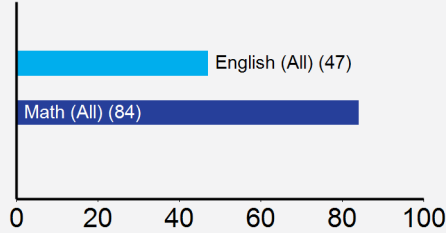
No Data Available

2014-2015

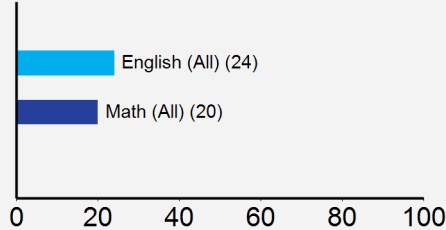
No Data Available

## Learning Gains (%)

2016-2017



2015-2016

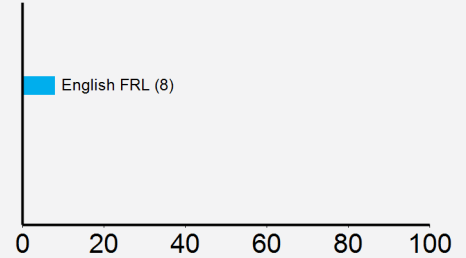


2014-2015

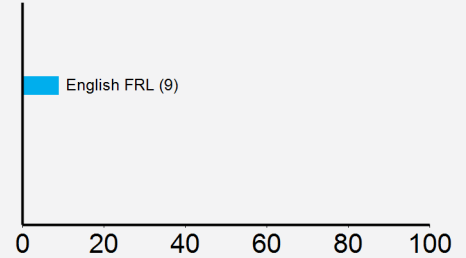
No Data Available

## Subgroup Proficiency (%)

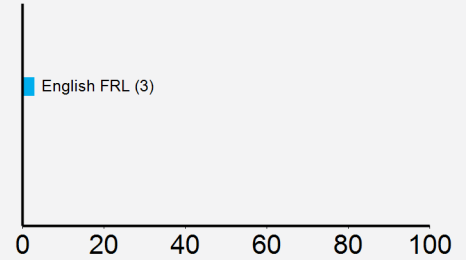
2016-2017



2015-2016



2014-2015



Graduation Rate:

N/A

# Operational Compliance

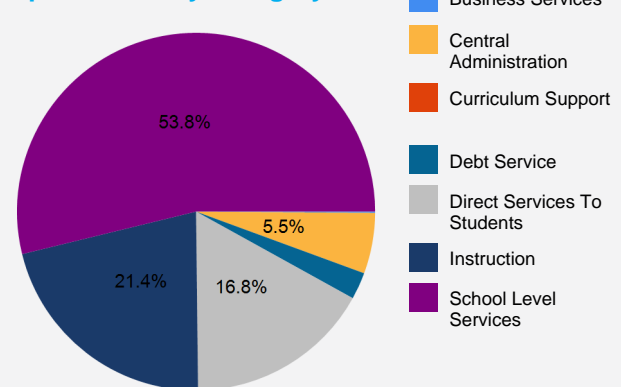
Year	Compliance Rating
2016-2017	Partially Compliant
2015-2016	Compliant
2014-2015	Compliant

The Compliance Rating is based on the timeliness and completeness of the school's compliance with the charter contract, certain local, state and federal legal requirements, and directives/regulations issued by the FLDOE or similar jurisdictional agencies as calculated by the District's online charter school compliance system.

# Financial Performance

	2014-2015	2015-2016	2016-2017
Revenues	\$2,316,902	\$2,373,764	\$2,541,276
Expenditures	\$2,237,039	\$2,321,179	\$2,171,279
Fund Balance	\$254,357	\$306,942	\$676,939

## Expenditures by Category:



This table shows how much money this charter school received and how much it spent in a given year. The fund balance is essentially what the school has in reserve. A negative fund balance indicates the school owes more than it has in reserve.