

Miami-Dade County Public Schools

North Park High School (7069)

Charter School Annual Report

2016
2017

3400 N.W. 135 Street, Opa-Locka, FL 33054
(305) 720-2995

Grades Served: 9 - 12

For more information:
<https://finishschool.com/schools/north-park-high-school>

School Leader: Ms. Stacey Frater

Contact Info: 953237@dadeschools.net

Board Chair: Ms. Elisa Robles

Contact Info: Elisa.robles@citi.com

Operator/ Management Organization:
Accelerated Learning Solutions, Inc

Initial School Year: 2011-2012

Title 1 Status: NO

Specialty Program: Alternative Education

High Performing School Designation:

NO

Designation from the FLDOE based on school grades and results of annual financial audits.

Corrective Action Plan:

NO

A charter school is put on a corrective action plan for additional monitoring of academic, financial, or operational deficiencies.

Financial Emergency Status:

NO

A charter school is deemed in financial emergency status by the Commissioner of Education if it fails to make certain payments as outlined in state statute.

Accredited:

YES

AdvancEd is the primary accreditation agency for charter schools in Florida.

State Grade/ School Improvement Rating:

2016-2017

COMMENDABLE

2015-2016

MAINTAINING

2014-2015

School grades are part of Florida's accountability system and based on student achievement, learning gains, graduation, acceleration success, and focusing on students who need the most support. School Improvement Ratings (SIRs) are calculated for alternative schools and exceptional student education centers that choose to receive a rating instead of a grade. Ratings are calculated based on learning gains.

Student Demographics:

Enrollment

2016-2017

364

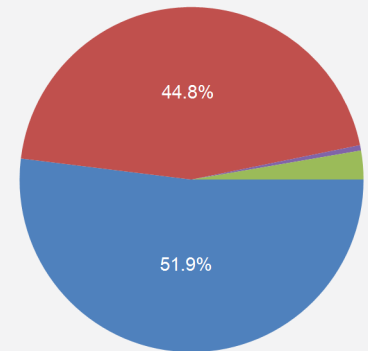
2015-2016

356

2014-2015

343

Race/ Ethnicity



Subgroups

Free/Reduced Price Lunch

20%

Students with Disabilities

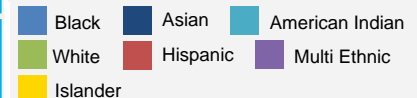
15%

English Language Learners

12%

Gifted

0%



Gender

MALE

68%

FEMALE

32%

Board Members:

Name:

Dick DiRenzo

Paul Haralson

Maria Cristina Regueiro

Title:

Member

Member

Member

Academic Performance

Student Proficiency (%)

2016-2017

No Data Available

2015-2016

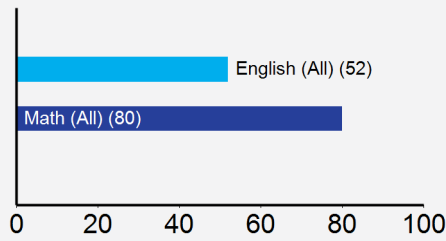
No Data Available

2014-2015


No Data Available

Learning Gains (%)

2016-2017



2015-2016

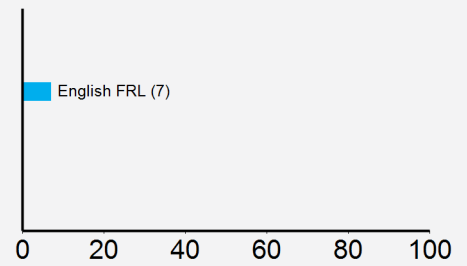


2014-2015

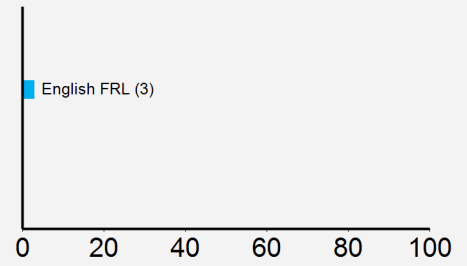
No Data Available

Subgroup Proficiency (%)

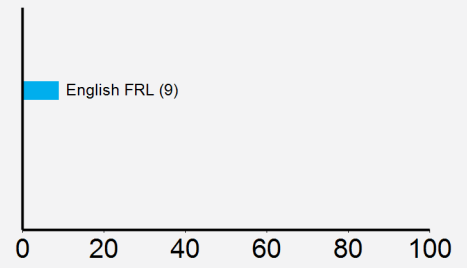
2016-2017



2015-2016



2014-2015



Graduation Rate:

N/A

Operational Compliance

2016-2017

Compliant

2015-2016

Compliant

2014-2015

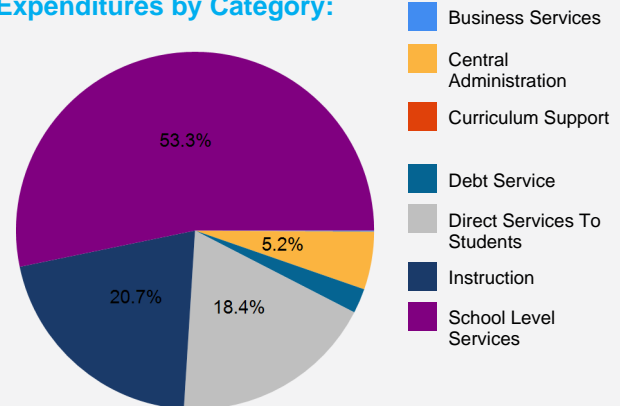
Compliant

The Compliance Rating is based on the timeliness and completeness of the school's compliance with the charter contract, certain local, state and federal legal requirements, and directives/regulations issued by the FLDOE or similar jurisdictional agencies as calculated by the District's online charter school compliance system.

Financial Performance

	2014-2015	2015-2016	2016-2017
Revenues	\$2,338,017	\$2,379,693	\$2,694,075
Expenditures	\$2,146,162	\$2,339,671	\$2,341,775
Fund Balance	\$366,276	\$406,298	\$758,598

Expenditures by Category:



This table shows how much money this charter school received and how much it spent in a given year. The fund balance is essentially what the school has in reserve. A negative fund balance indicates the school owes more than it has in reserve.