



Miami-Dade County Public Schools

Charter High School of the Americas (7080) Charter School Annual Report

2016
2017

970-984 W. Flagler Street, Miami, FL 33130
(305) 325-1001

Grades Served: 9 - 12

For more information:

<http://www.lincolnmarticharterschools.com/>

School Leader: Ms. Barbara Sanchez

Contact Info: bsanchez@dadeschools.net

Board Chair: Mr. Martin Añorga

Contact Info: manorga@lincoln-marti.com

Operator/ Management Organization:

Educational Management Associates, LLC

Initial School Year: 2012-2013

Title 1 Status: YES

Specialty Program: N/A

High Performing School Designation:

YES

Designation from the FLDOE based on school grades and results of annual financial audits.

Corrective Action Plan:

NO

A charter school is put on a corrective action plan for additional monitoring of academic, financial, or operational deficiencies.

Financial Emergency Status:

NO

A charter school is deemed in financial emergency status by the Commissioner of Education if it fails to make certain payments as outlined in state statute.

Accredited:

YES

AdvancEd is the primary accreditation agency for charter schools in Florida.

State Grade/ School Improvement Rating:

2016-2017 **A**

2015-2016 **A**

2014-2015 **A**

School grades are part of Florida's accountability system and based on student achievement, learning gains, graduation, acceleration success, and focusing on students who need the most support. School Improvement Ratings (SIRs) are calculated for alternative schools and exceptional student education centers that choose to receive a rating instead of a grade. Ratings are calculated based on learning gains.

Student Demographics:

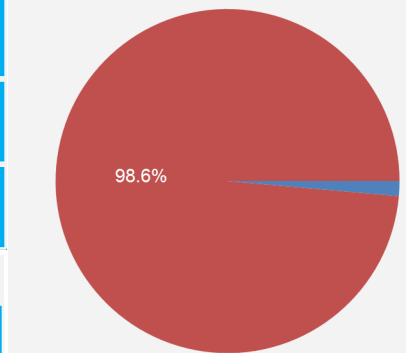
Enrollment

2016-2017 **142**

2015-2016 **111**

2014-2015 **90**

Race/ Ethnicity



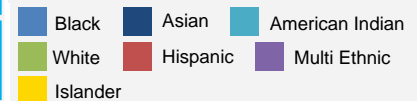
Subgroups

Free/Reduced Price Lunch **30%**

Students with Disabilities **0%**

English Language Learners **56%**

Gifted **0%**



Gender

MALE **56%**

FEMALE **44%**

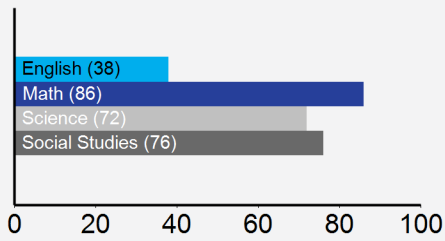
Board Members:

Name:	Title:
Clay Reiner	Vice Chair
Gil Beltran	Treasurer
Martin Anorga	President

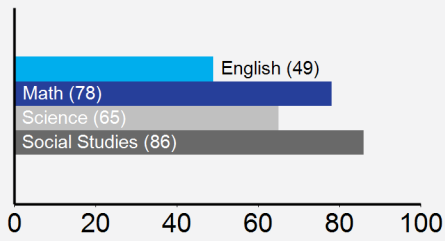
Academic Performance

Student Proficiency (%)

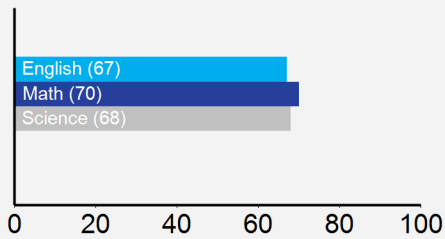
2016-2017



2015-2016

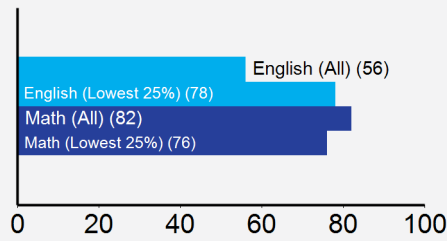


2014-2015

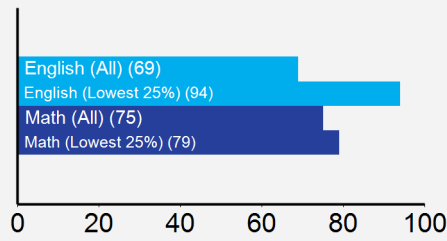


Learning Gains (%)

2016-2017



2015-2016

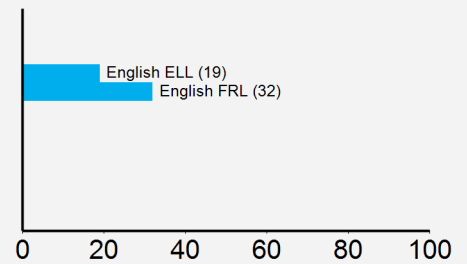


2014-2015

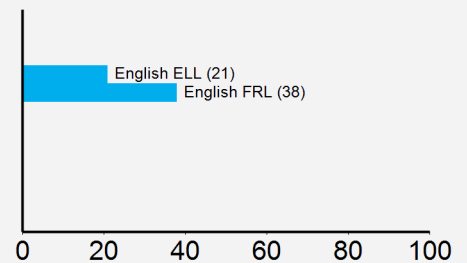
No Data Available

Subgroup Proficiency (%)


2016-2017



2015-2016



2014-2015



Graduation Rate:

N/A

Operational Compliance

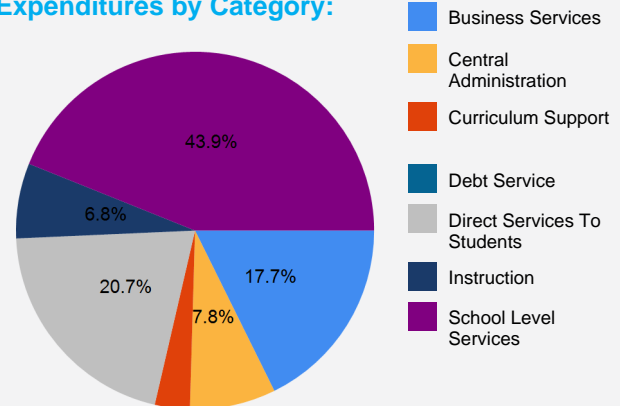
Year	Compliance Status
2016-2017	Compliant
2015-2016	Partially Compliant
2014-2015	Partially Compliant

The Compliance Rating is based on the timeliness and completeness of the school's compliance with the charter contract, certain local, state and federal legal requirements, and directives/regulations issued by the FLDOE or similar jurisdictional agencies as calculated by the District's online charter school compliance system.

Financial Performance

	2014-2015	2015-2016	2016-2017
Revenues	\$923,106	\$877,767	\$1,084,541
Expenditures	\$908,593	\$719,105	\$986,522
Fund Balance	\$213,456	\$372,118	\$470,137

Expenditures by Category:



This table shows how much money this charter school received and how much it spent in a given year. The fund balance is essentially what the school has in reserve. A negative fund balance indicates the school owes more than it has in reserve.