



Office of Charter School Compliance and Support

In Florida, charter schools are tuition-free public schools which operate under a performance contract or “charter” agreement between a governing board and the local public school board. A State university may also grant a charter to a lab school. Charters are independent public schools which have more flexibility to innovate and provide a unique curriculum, while remaining accountable for advancing student achievement. In Miami-Dade County, charter school students are subject to and entitled to the same rights and privileges of all Miami-Dade Public School students. For the 2016-2017 school year, there are 62,929 students enrolled in 128 charter schools in Miami-Dade County. (February 2017 FTE Survey)

FACT SHEET

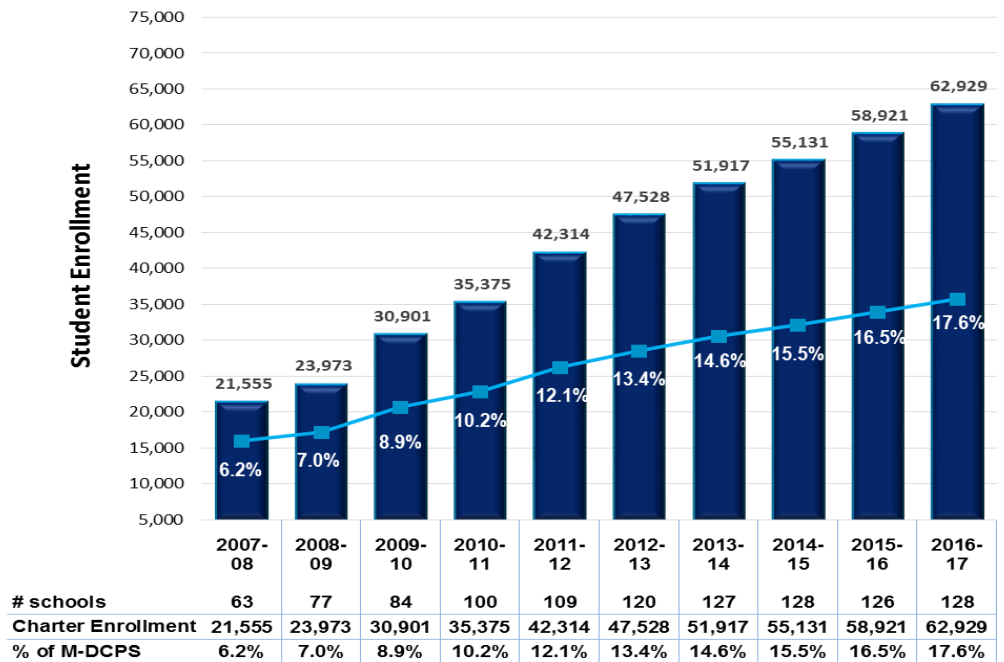
VISION

We are committed to provide educational excellence for all

MISSION

The mission of the Office of Charter School Compliance and Support is to ensure student success by developing high quality charter schools through a rigorous approval process, effective oversight, and meaningful collaboration.

Charter School Enrollment Trends



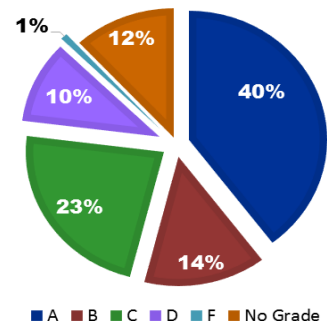
Source: February 2017 FTE Survey

At a minimum, charter schools must provide a traditional comprehensive public school curriculum. Some charter schools expand to offer specialized and innovative programs in the arts, sciences, alternative education, foreign languages, and advanced academics. Miami-Dade County Public Schools promotes the establishment and operation of high quality public charter school programs.

2015-2016 School Grade	Total Schools Graded	School Configuration				
		Elementary	K8	Middle	Combination	High
A	50	17	9	12	3	9
B	18	5	3	3	3	4
C	29	10	3	7	2	7
D	13	3	2	4	0	4
F	1	1	0	0	0	0
Total	111	19	32	25	5	25

Note: 15 schools were not eligible for a school grade in 2015-16

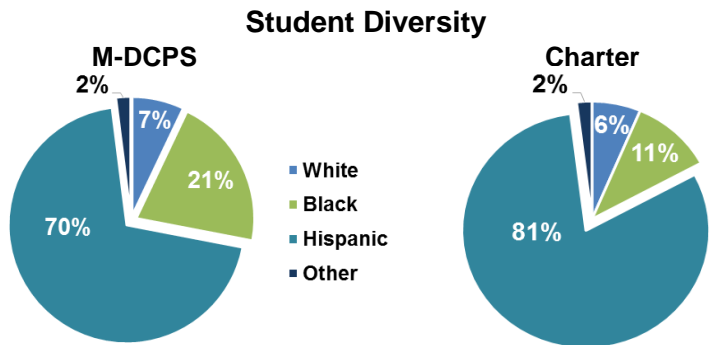
2015-2016 SCHOOL GRADE M-DCPS CHARTER SCHOOLS



Accredited Schools	High Performing Designation	Specialty Programs	Advanced Academics
99 schools	55 schools	Alternative Education Boarding School Business Management Career Preparatory Classical Education Construction Management Exceptional Educational Center Fine Arts / Performing Arts Foreign Language Sports Management STEM/STEAM Virtual Education	Advanced Placement AICE Cambridge College Preparatory Dual Enrollment

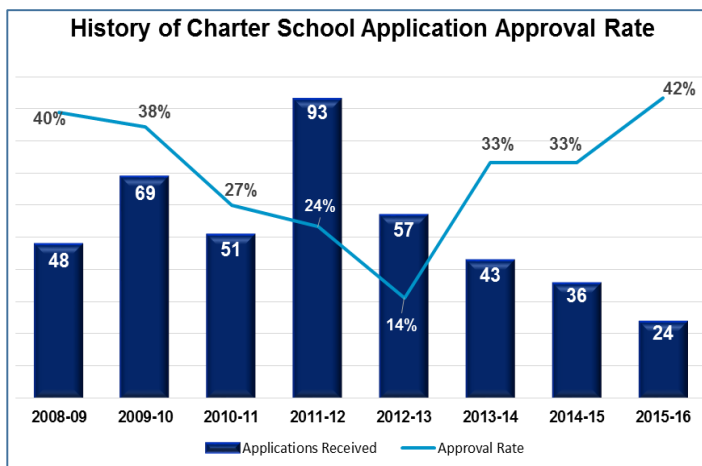
Subgroup	Students	Percent
White	4,020	6.4%
Black	6,813	10.8%
Hispanic	51,195	81.4%
Asian	574	0.9%
Islander	15	0.05%
American Indian	36	0.1%
Multi ethnic	276	0.4%
Male	31,364	49.8%
Female	31,565	50.2%
Free and Reduced Price Lunch	39,816	63.3%
English Language Learners	10,902	17.3%
Students with Disabilities	3,028	4.8%

Source: February 2017 FTE Survey



	M-DCPS	Charter
Free/Reduced Price lunch	75%	63.3%
English Language Learners	20.3%	17.3%
Students With Disabilities	10%	4.8%

	2001	2005	2006	2007	2008	2009	2010	2011	2012	2013	2014	2015	2016	Total
State Mandated											1			1
District Mandated	1	1	1		2	3	1		2	1				12
Governing Board Voluntary Closure		5	1	2	3	2	3	1			5	3	2	27
Total by Year	1	6	2	2	5	5	4	1	2	1	6	3	2	40



Education Service Provider	Number of Schools	Percent by Type
Charter Management Organization (CMO)	7	5%
Educational Management Organization (EMO)	106	83%
District Managed	4	3%
Independent	11	9%
TOTAL	128	100%